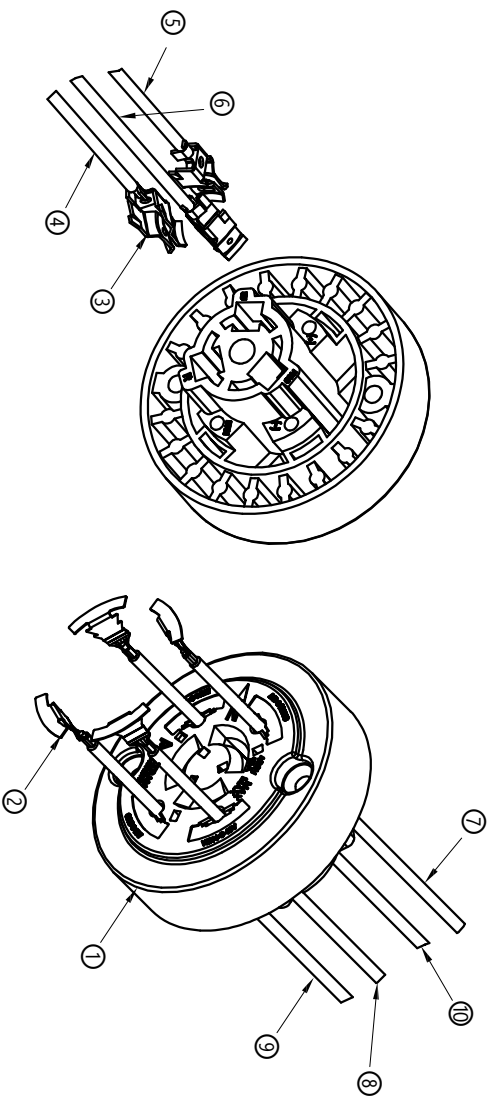
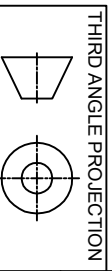


17051111	14AWG RED	P1
P1	14AWG BLACK	P1
P2	14AWG WHITE	P2
P3	18AWG GRAY	P3
P4	18AWG PURPLE	P4
P5	18AWG ORANGE	P5
P6	18AWG BROWN	P6
P7		P7



Part No.	NO.	Name	QTY
AMI-DR-105-04	1	Receptacle Housing	1 PCS
	2	Bearing pad with gold and tin plated	2 PCS
	3	Twist lock with tin plated	3 PCS
AMI-DR-107-04	4	WIRE UL 1015 14AWG OD:3.6mm RED	0.315M
	5	WIRE UL 1015 14AWG OD:3.6mm BLACK	0.315M
	6	WIRE UL 1015 14AWG OD:3.6mm WHITE	0.315M
	7	WIRE UL 1015 18AWG OD:2.8mm GRAY	0.315M
	8	WIRE UL 1015 18AWG OD:2.8mm PURPLE	0.315M
	9	WIRE UL 1015 18AWG OD:2.8mm ORANGE	0.320M
	10	WIRE UL 1015 18AWG OD:2.8mm BROWN	0.320M

- NOTES:**
- 1. TEST:**
- 1.1 Conductance Resistance: < 2 OHM
 - 1.2 Insulation Resistance: > 10M OHM 500 VDC @0.01S
 2. Retention force: 14AWG Wire/Terminal > 200N
 3. Retention force: 18AWG Wire/Terminal > 90N
 4. Retention force: Receptacle terminal/Receptacle housing \geq 15N
 5. This components must satisfy EU 2011/65/EU (RoHS)
 6. Compliance with ANSI C136.41



Altran Magnetics
 1741 Industrial Drive #14
 Sterling, IL 61081
 WWW.ALTRANMAGNETICS.COM

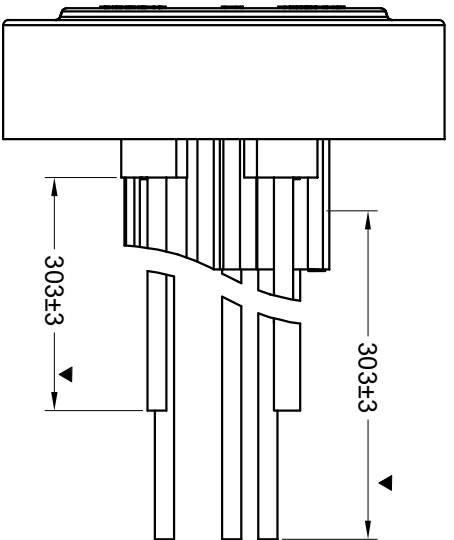
DRN BY: MT	DRN DATE: 5/5/2017	CHECKED BY: JZ	CHECKED DATE: 5/5/2017
------------	--------------------	----------------	------------------------

THIRD ANGLE PROJECTION

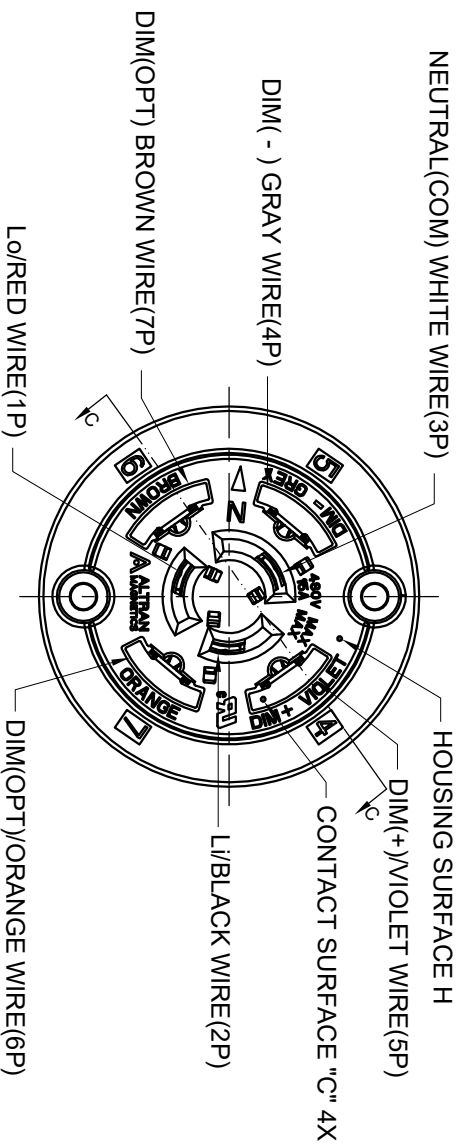
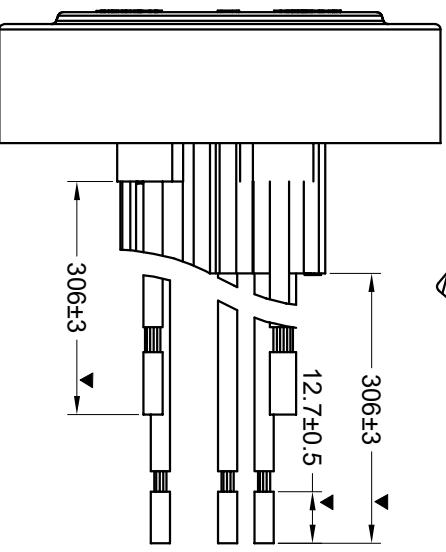
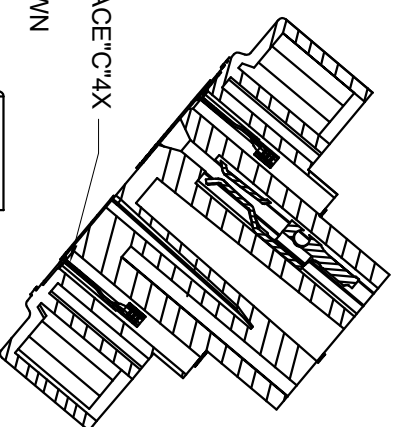
DESC: DIMMABLE PHOTOCONTROL

PART NO. AMI-DR-105-04/AMI-DR-107-0

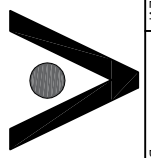
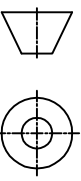
PG 1 OF



CONTACT SURFACE "C" 4X
SECTION C-C
WIRES NOT SHOWN
FOR CLARITY



THIRD ANGLE PROJECTION



Altran Magnetics
1741 Industrial Drive #14
Sterling, IL 61081
WWW.ALTRANMAGNETICS.COM

A	ISSUE	MT	JZ	5/5/2017
REV.	DESCRIPTION	ANR	DMN	APVD
DRN BY	DRN DATE	CHECKED BY	CHECKED DATE	
MT	5/5/2017	JZ	5/5/2017	
DESC.	DIMMABLE PHOTOCONTROL			PG 2 OF

PART NO.
AMI-DR-105-04/AMI-DR-107-0