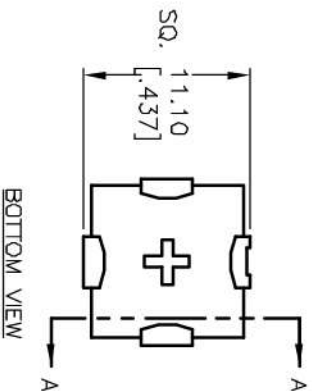
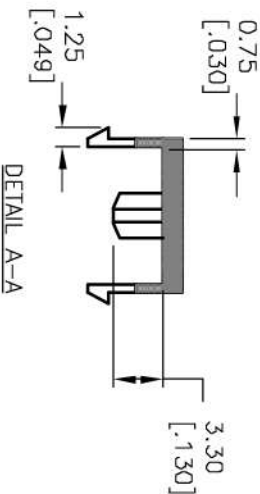
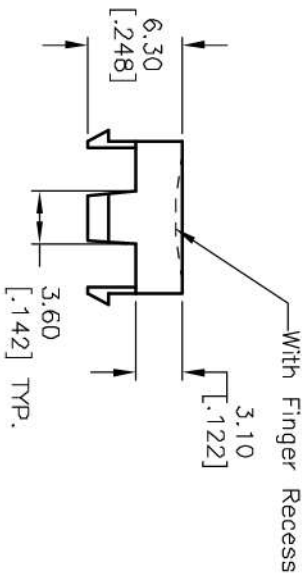


TOP VIEW



BOTTOM VIEW

NOTES:

1. ALL DIMENSIONS IN MM [INCH]
2. GENERAL TOLERANCE: X.XX=±0.2
3. CAP MATERIAL: ABS
4. CAP COLOR: YELLOW

E-SWITCH®

320 CAP YEL

B					
A	12767	RELEASED FOR PRODUCTION	2/3/03	CB	
REV.	ECN NO.	DESCRIPTION	DATE	CHKD	
THE INFORMATION CONTAINED IN THIS DOCUMENT IS PROPRIETARY TO E-SWITCH AND IS NOT TO BE COPIED OR TRANSMITTED					

TITLE		SCALE		DATE	DR	DWG	REV
320 CAP YEL		2:1		--	--	B040007	A