




APPLICABLE STANDARD					
RATING	OPERATING TEMPERATURE RANGE	-35°C TO 85°C (NOTE 1)	STORAGE TEMPERATURE RANGE	-10°C TO 60°C	
	VOLTAGE	30V AC	APPLICABLE CONNECTOR	DF40*-50DP-0.4V (*)	
	CURRENT	0.3A			
SPECIFICATIONS					
ITEM	TEST METHOD	REQUIREMENTS	QT	AT	
CONSTRUCTION					
GENERAL EXAMINATION	VISUALLY AND BY MEASURING INSTRUMENT.	ACCORDING TO DRAWING.	X	X	
MARKING	CONFIRMED VISUALLY.		X	X	
ELECTRIC CHARACTERISTICS					
CONTACT RESISTANCE	20mV AC OR LESS 1kHz,1mA .	90mΩ MAX.	X	-	
INSULATION RESISTANCE	100V DC.	50MΩ MIN.	X	-	
VOLTAGE PROOF	100V AC FOR 1 min.	NO FLASHOVER OR BREAKDOWN.	X	-	
MECHANICAL CHARACTERISTICS					
MECHANICAL OPERATION	30TIMES INSERTIONS AND EXTRACTIONS.	① CONTACT RESISTANCE: 90mΩ MAX. ② NO DAMAGE, CRACK OR LOOSENESS OF PARTS.	X	-	
VIBRATION	FREQUENCY 10 TO 55 TO 10 Hz, APPROX 5min, SINGLE AMPLITUDE 0.75 mm, 10CYCLES, FOR 3 DIRECTIONS.	① NO ELECTRICAL DISCONTINUITY OF 1 μs. ② NO DAMAGE, CRACK OR LOOSENESS OF PARTS.	X	-	
SHOCK	490 m/s ² DURATION OF PULSE 11 ms AT 3 TIMES FOR 3 DIRECTIONS.	① NO ELECTRICAL DISCONTINUITY OF 1 μs. ② NO DAMAGE, CRACK OR LOOSENESS OF PARTS.	X	-	
ENVIRONMENTAL CHARACTERISTICS					
RAPID CHANGE OF TEMPERATURE	TEMPERATURE -55→ 5 TO 35→85→ 5 TO 35 °C TIME 30→ 5 MAX → 30→ 5 MAX min UNDER 5 CYCLES.	① CONTACT RESISTANCE: 90mΩ MAX. ② INSULATION RESISTANCE: 50MΩ MIN. ③ NO DAMAGE, CRACK OR LOOSENESS OF PARTS.	X	-	
DAMP HEAT (STEADY STATE)	EXPOSED AT 40 ± 2 °C, 90 TO 95 %, 96 h.	① CONTACT RESISTANCE: 90mΩ MAX. ② INSULATION RESISTANCE: 25MΩ MIN. ③ NO DAMAGE, CRACK OR LOOSENESS OF PARTS.	X	-	
SULPHUR DIOXIDE	EXPOSED IN 25 PPM FOR 96h,25°C,75%.	① CONTACT RESISTANCE: 180mΩ MAX. ② NO DAMAGE, CRACK OR LOOSENESS OF PARTS.	X	-	
HEAT RESISTANCE OF SOLDERING	RECOMMENDED TEMPERATURE PROFILE SOLDERING AREA MAX 250°C, 220°C FOR 60 SECONDS MAX. PREHEATING AREA 150 TO 180°C 90 TO 120SECONDS. MAXIMUM TWICE ACTION IS ALLOWED UNDER THE SAME CONDITION. RECOMMENDED MANUAL SOLDERING CONDITION SOLDERING IRON TEMPERATURE 350°C. SOLDERING TIME: WITHIN 3 SECONDS.	NO DEFORMATION OF CASE OF EXCESSIVE LOOSENESS OF THE TERMINALS.	X	-	
SOLDERABILITY	SOLDERING TEMPERATURE: 245±5°C DURATION OF IMMERSION: SOLDERING FOR 3 ±0.5 SECONDS.	A NEW UNIFORM COATING OF SOLDER SHALL COVER MINIMUM OF 95% OF THE SURFACE BEING IMMERSSED.	X	-	
	COUNT	DESCRIPTION OF REVISIONS	DESIGNED	CHECKED	DATE
					
REMARKS			APPROVED	MO. ISHIDA	16. 10. 05
NOTE1: INCLUDE THE TEMPERATURE RISING BY CURRENT			CHECKED	TS. MIYAZAKI	16. 10. 05
Unless otherwise specified, refer to JIS C 5402, IEC 60512.			DESIGNED	SH. HOSODA	16. 10. 05
			DRAWN	SN. NUMAZAKI	16. 10. 04
Note	QT:Qualification Test AT:Assurance Test X:Applicable Test	DRAWING NO.	ELC-311341-58-01		
	SPECIFICATION SHEET		PART NO.	DF40C-50DS-0.4V (58)	
	HIROSE ELECTRIC CO., LTD.		CODE NO.	CL684-4009-0-58	 1/1