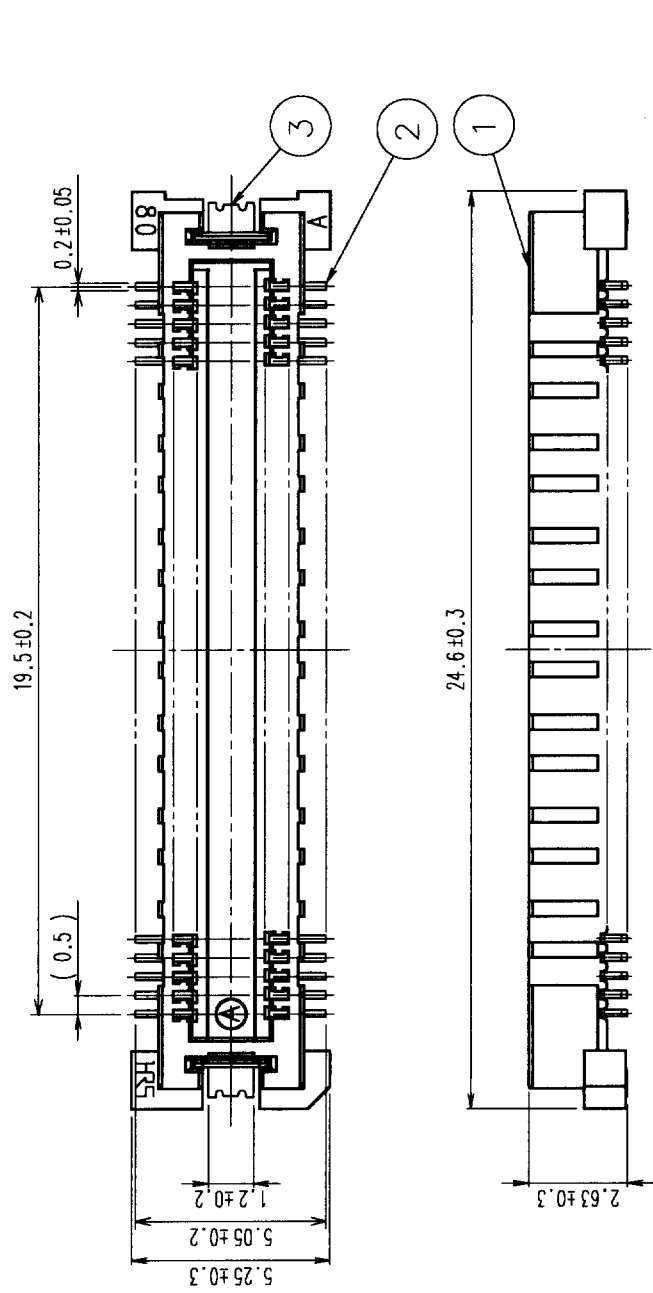
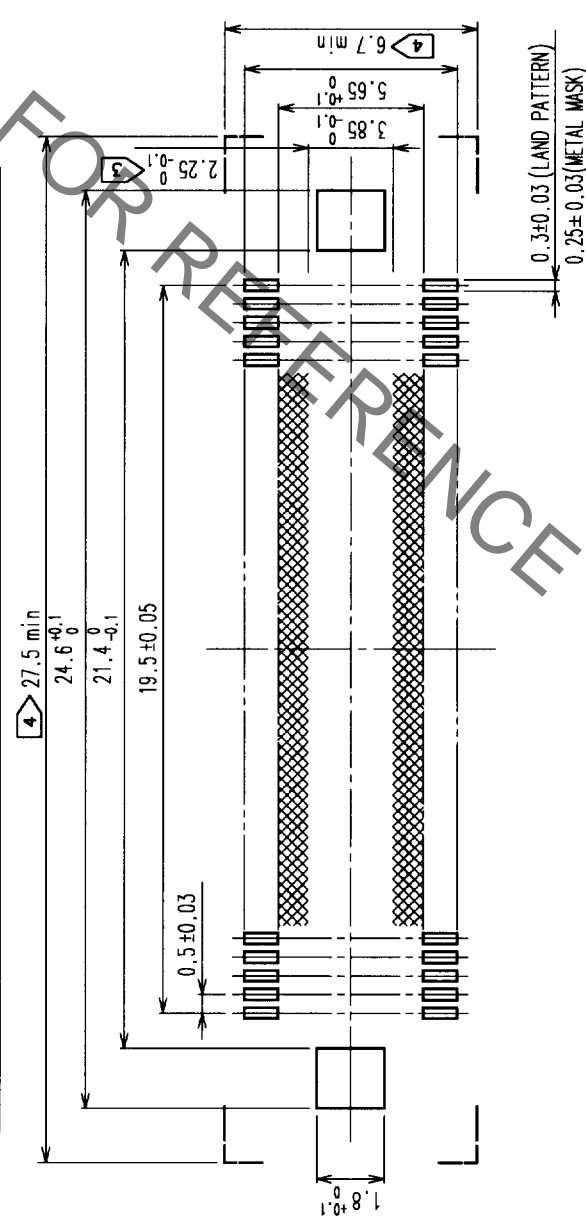


5	6	7	8
COUNT DESCRIPTION OF REVISIONS	BY	CHKD	DATE

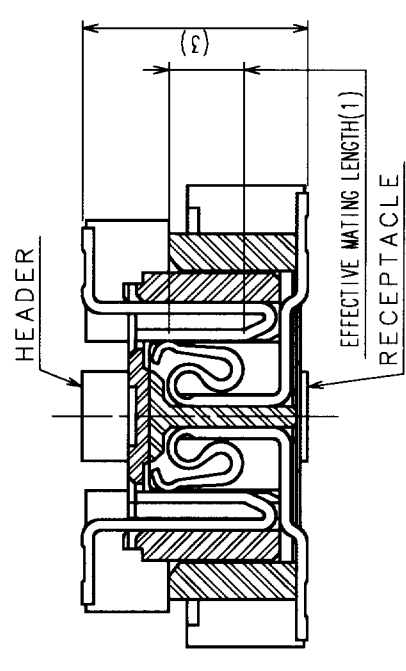
A B C D E F



RECOMMENDED LAND PATTERN DIMENSION OF PCB



SIGNAL PORTION CROSS SECTION (10:1)



- NOTES
- SMT LEAD-COPLANARITY: 0.1 MAX.
 - THIS PRODUCT HAS NO POLARITY TO PATTERN FOR MOUNTING.
 - MAKE SURE WIDTH OF PATTERN IS WITHIN THAT OF LAND .OR LEAD MAY TOUCH PATTERN. (THIS APPLIES TO HATCHED AREA.)
 - DO NOT MOUNT OTHER DEVICES ONTO [] AREA ,OR MATING PAIR CANNOT BE MATED .

2	COPPER ALLOY	CONTACT AREA: GOLD (0.1mm) OVER NICKEL LEAD: GOLD FLASH OVER NICKEL
1	LCP	BEIGE UL94V-0
NO.	MATERIAL	FINISH, REMARKS
CODE NO. (OLD)	CL	
DRAWN		DESIGNED
A. Matsukawa		H. Okawa
00.05.08		00.05.08
3		PHOSPHOR BRONZE TIN PLATED
NO.		MATERIAL
FINISH, REMARKS		FINISH, REMARKS
APPROVED		RELEASED
00.05.09		00.05.09
PART NO.		FX11B-80P-SV0.5
DRAWING NO.		EDC3-152631
SCALE		5 : 1
UNITS		mm
CODE NO.		CL573-0658-9
FORM NO.		229

TO	
PCK	