THIS DRAWING IS UNPUBLISHED. RELEASED FOR PUBLICATION 20
© COPYRIGHT 20 BY TYCO ELECTRONICS CORPORATION. ALL RIGHTS RESERVED.

LOC	DIST
ES	00

REVISIONS

P	LTR	DESCRIPTION	DATE	DWN	APVD
	A	PRELIMINARY RELEASE	10OCT2006	CZ	SY

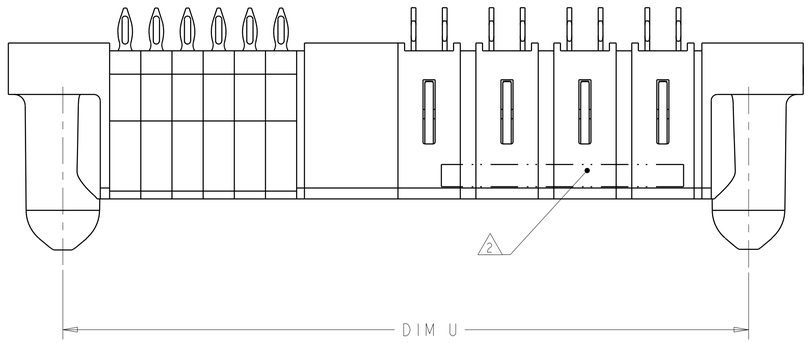

1. OPTIONAL CENTER MODULE, WITH Ø.150 THRU HOLE OR HOLD DOWN FEATURE
2. "AMP", PART NUMBER, AND DATE CODE TO BE MARKED IN AREA SHOWN, FAR SIDE
3. MATERIAL: HOUSING - GLASS FILLED HIGH TEMP THERMO PLASTIC, UL94 V-O
   SIGNAL CONTACT - HIGH CONDUCTIVITY COPPER ALLOY
   POWER CONTACT - HIGH CONDUCTIVITY COPPER ALLOY
4. CONTACT PLATING: SIGNAL CONTACTS - .000050 MIN Ni UNDER ALL
   .000030 MIN Au ON CONTACT AREA
   .000100 MIN Sn at PCB INTERFACE
   POWER CONTACTS - .000050 MIN NI UNDER ALL
   .000030 MIN Au ON CONTACT AREA
   .000100 MIN Sn AT PCB INTERFACE
5. MECHANICAL CONNECTOR KEEP OUT ZONE
6. DATUM AND BASIC DIMENSIONS ESTABLISHED BY CUSTOMER
7. PCB - ALL HOLE DIAMETERS ARE FINISHED HOLE SIZES
8. PCB - .0453 +/-.0010 DRILLED HOLES PLATED WITH .0003 MIN Sn
   OVER .001 TO .003 PLATING TO ACHIEVE A .040 DIA HOLE
9. VARIABLE DIMENSIONS SHOWN ON VIEW (SHEETS 2 AND 3).
10. POWER CONTACT AREA LUBRICATED WITH LUBRICANT.

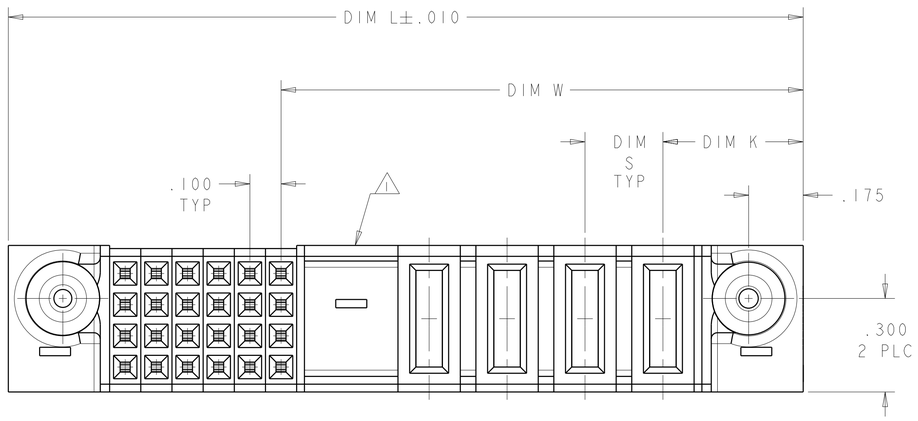

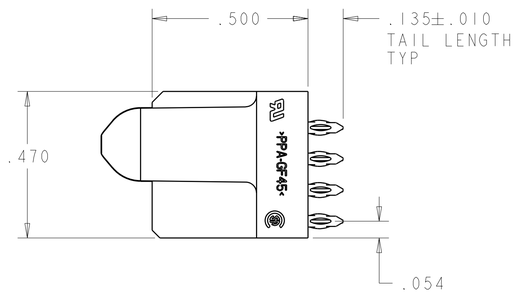

U	S	W	L	K	DESCRIPTION	PART NUMBER
5.100	9	2.375	5.450	.450	8P + 112S	1892432-4
3.800	9	3.175	4.150	.450	12P + 28S	1892432-3
2.275	9	1.750	2.625	.450	5P + 24S	1892432-2
2.925	.250	2.375	3.275	.450	8P + 24S	1892432-1

THIS DRAWING IS A CONTROLLED DOCUMENT FOR TYCO ELECTRONICS CORPORATION. IT IS SUBJECT TO CHANGE AND THE CONTROLLING ENGINEERING ORGANIZATION SHOULD BE CONTACTED FOR THE LATEST REVISION.

DIMENSIONS: INCHES

TOLERANCES UNLESS OTHERWISE SPECIFIED:
0 PLC ±-
1 PLC ±-
2 PLC ±.01
3 PLC ±.005
4 PLC ±.0020
ANGLES ±2°

MATERIAL - 3
FINISH - 4

DWN CECILY.ZHOU 10OCT2006
CHK S.ZHAO 10OCT2006
APVD S.YAO -
PRODUCT SPEC 108-1973
APPLICATION SPEC 114-13038
WEIGHT -

tyco Electronics
Tyco Electronics incorporated
ShangHai,P.R.200233

NAME VERTICAL RECEPTACLE ASSEMBLY WITH GUIDES MULTI-BEAM XL

SIZE	CAGE CODE	DRAWING NO	RESTRICTED TO
A1	00779	C-1892432	-

CUSTOMER DRAWING

SCALE	SHEET	OF	REV
4:1	1	3	A

THIS DRAWING IS UNPUBLISHED. RELEASED FOR PUBLICATION 20
© COPYRIGHT 20 BY TYCO ELECTRONICS CORPORATION. ALL RIGHTS RESERVED.

LOC	DIST
ES	00

REVISIONS

P	LTR	DESCRIPTION	DATE	DWN	APVD
	-	SEE SHEET 1	-	-	-

PART NUMBER	ROWS	SIGNAL 6	5	4	3	2	1	POWER P5	P4	P3	P2	P1
1892432-2	D C B A	AP AP AP AP	AP AP AP AP	AP AP AP AP				GS	GS	GP	GP	GP
5P + 24S												

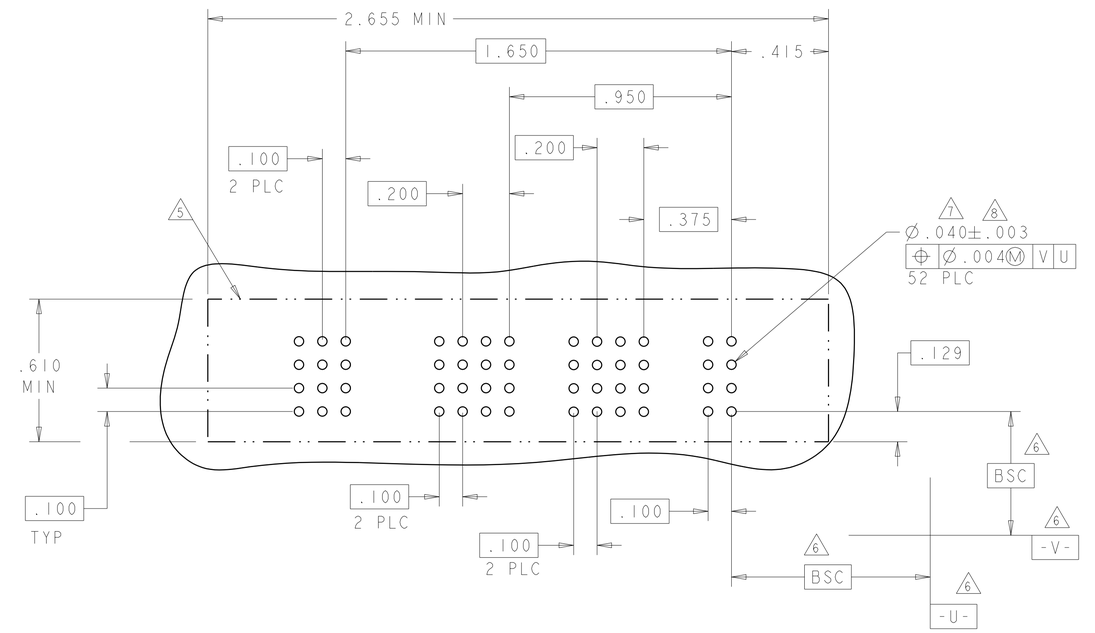

ASSY PART NUMBER	ROWS	SIGNAL 6	5	4	3	2	1	POWER P8	P7	P6	P5	P4	P3	P2	P1
1892432-1	D C B A	AP AP AP AP	AP AP AP AP	AP AP AP AP	AP AP AP AP	AP AP AP AP	AP AP AP AP	GP	GP	GP	GP	GS	GS	GS	GS
8P + 24S															

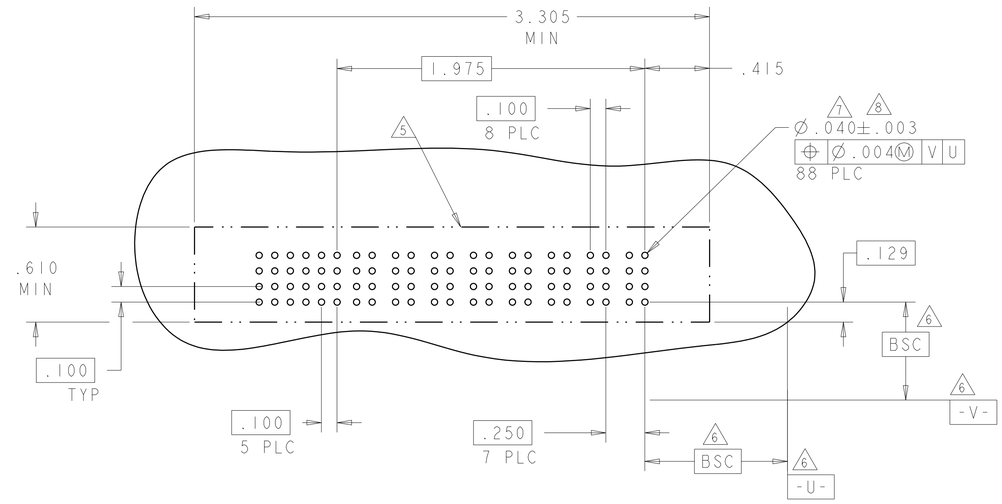

PART NUMBER	ROWS	SIGNAL 7	6	5	4	3	2	1	POWER P12	P11	P10	P9	P8	P7	P6	P5	P4	P3	P2	P1
1892432-3	D C B A	AP AP AP AP	AP AP AP AP	AP AP AP AP				AP AP AP AP	GP	GS	GS	GS	GS	GS	GP	GP	GP	GP	GP	GP
12P + 28S																				

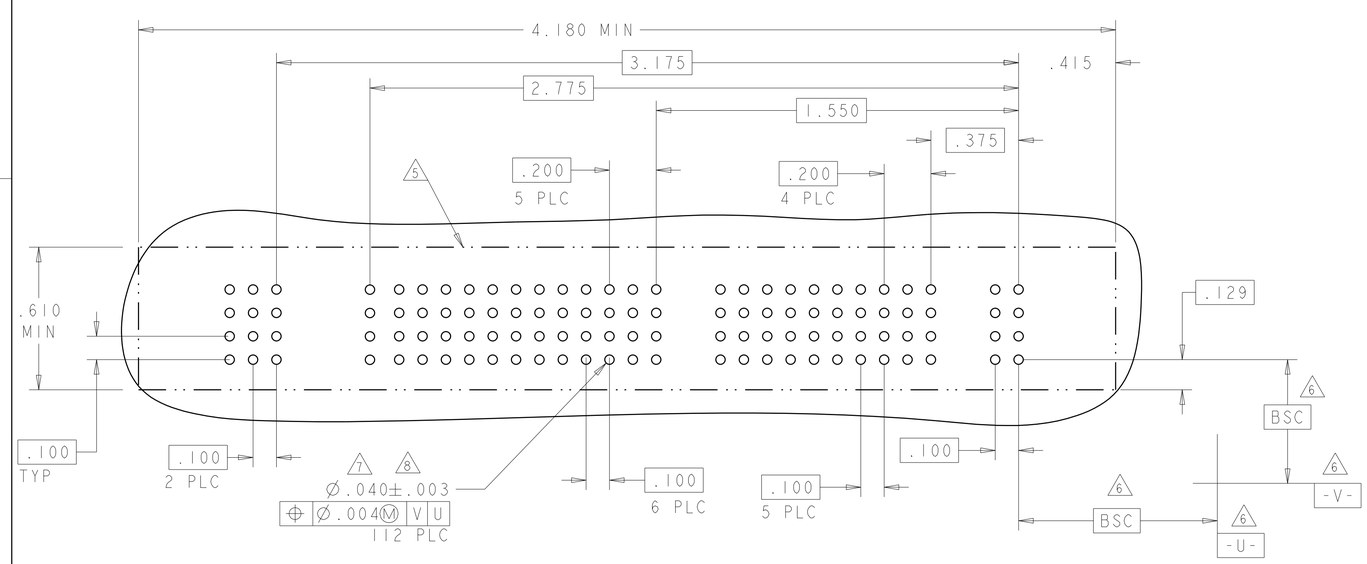

THIS DRAWING IS A CONTROLLED DOCUMENT FOR TYCO ELECTRONICS CORPORATION. IT IS SUBJECT TO CHANGE AND THE CONTROLLING ENGINEERING ORGANIZATION SHOULD BE CONTACTED FOR THE LATEST REVISION.

DWN	CECILY.ZHOU 10OCT2006
CHK	S.ZHAO 10OCT2006
APVD	S.YAO -
PRODUCT SPEC	108-1973
APPLICATION SPEC	114-13038
WEIGHT	-

DIMENSIONS: INCHES

TOLERANCES UNLESS OTHERWISE SPECIFIED:
0 PLC ±-
1 PLC ±-
2 PLC ±.01
3 PLC ±.005
4 PLC ±.0020
ANGLES ±2°

MATERIAL - -
FINISH - -

tyco Electronics — Tyco Electronics incorporated, ShangHai,P.R.200233

NAME: VERTICAL RECEPTACLE ASSEMBLY WITH GUIDES MULTI-BEAM XL

SIZE	CAGE CODE	DRAWING NO	RESTRICTED TO
A1	00779	C-1892432	-

CUSTOMER DRAWING | SCALE 4:1 | SHEET 2 OF 3 | REV A

THIS DRAWING IS UNPUBLISHED. RELEASED FOR PUBLICATION 20
© COPYRIGHT 20 BY TYCO ELECTRONICS CORPORATION. ALL RIGHTS RESERVED.

LOC	DIST
ES	00

REVISIONS

P	LTR	DESCRIPTION	DATE	DWN	APVD
	-	SEE SHEET 1	-	-	-

PART NUMBER	ROWS
1892432-4	D C B A
8P + 112S	

	SIGNAL 28	27	26	25	24	23	22	21	20	19	18	17	16	15	14	13	12	11	10	9	8	7	6	5	4	3	2	1	POWER P8	P7	P6	P5	P4	P3	P2	P1
D	AP	AP	AP	AP	AP	AP	AP	AP	AP	AP	AP	AP	AP	AP	AP	AP	AP	AP	AP	AP	AP	AP	AP	AP				AP	GP	GS	GS	GS	GP	GP	GP	GP
C	AP	AP	AP	AP	AP	AP	AP	AP	AP	AP	AP	AP	AP	AP	AP	AP	AP	AP	AP	AP	AP	AP	AP	AP				AP								
B	AP	AP	AP	AP	AP	AP	AP	AP	AP	AP	AP	AP	AP	AP	AP	AP	AP	AP	AP	AP	AP	AP	AP	AP				AP								
A	AP	AP	AP	AP	AP	AP	AP	AP	AP	AP	AP	AP	AP	AP	AP	AP	AP	AP	AP	AP	AP	AP	AP	AP				AP								

NO CONTACTS LOADED

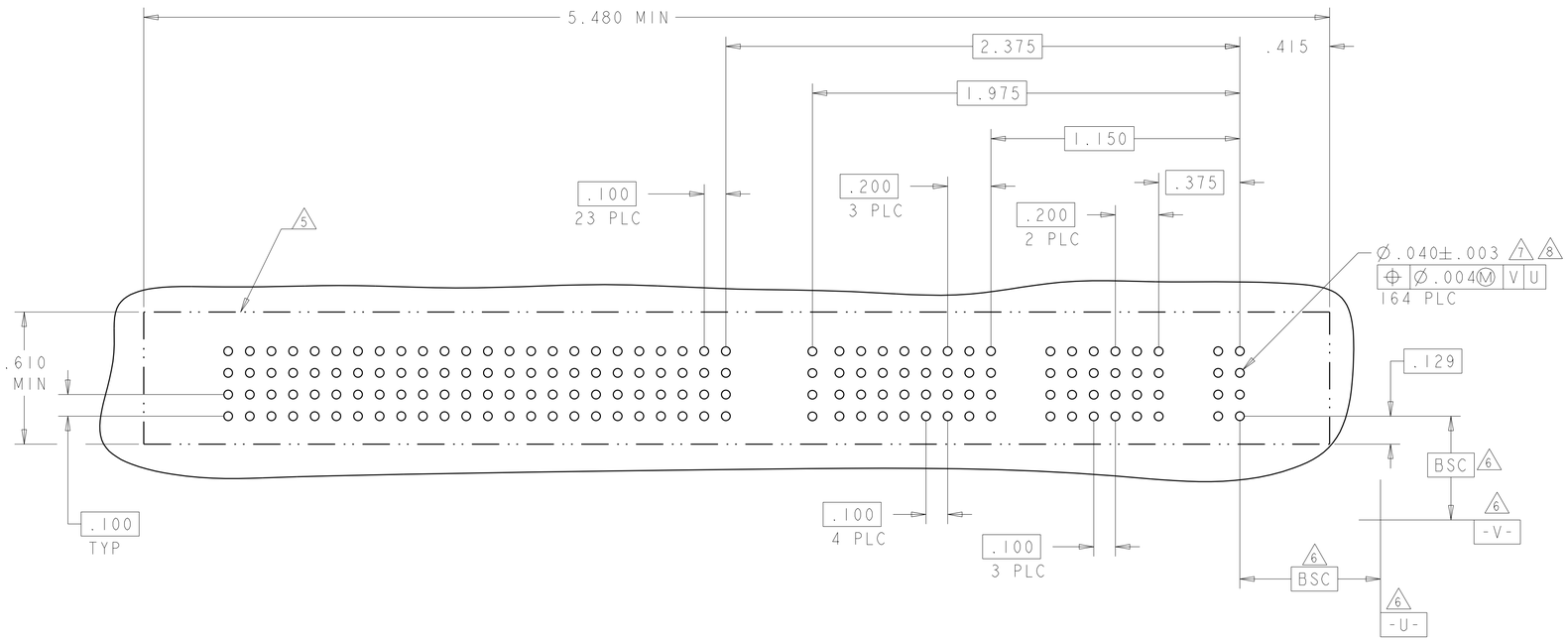

THIS DRAWING IS A CONTROLLED DOCUMENT FOR TYCO ELECTRONICS CORPORATION. IT IS SUBJECT TO CHANGE AND THE CONTROLLING ENGINEERING ORGANIZATION SHOULD BE CONTACTED FOR THE LATEST REVISION.

DIMENSIONS: INCHES

TOLERANCES UNLESS OTHERWISE SPECIFIED:
0 PLC ±-
1 PLC ±-
2 PLC ±.01
3 PLC ±.005
4 PLC ±.0020
ANGLES ±2°

MATERIAL -
FINISH -

DWN 10OCT2006 CECILY.ZHOU
CHK 10OCT2006 S.ZHAO
APVD - S.YAO
PRODUCT SPEC 108-1973
APPLICATION SPEC 114-13038
WEIGHT -

tyco Electronics
Tyco Electronics incorporated
ShangHai,P.R.200233

NAME VERTICAL RECEPTACLE ASSEMBLY WITH GUIDES MULTI-BEAM XL

SIZE	CAGE CODE	DRAWING NO	RESTRICTED TO
A1	00779	C-1892432	-

CUSTOMER DRAWING | SCALE 4:1 | SHEET 3 OF 3 | REV A