

Application environment

Analysis

Part Selection



Works with:

- Application environment
- AC Load
- Driver type
- Heatsink
- Analysis
- Schematics
- Thermal Analysis
- Blocking Capability
- Part Selection



<https://eds.st.com/acswitch/>

SCRs, Triacs, AC switches & A.S.D™



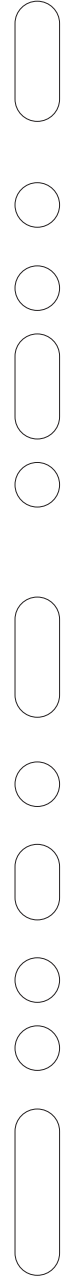
Order code: SGTHYRACS0920

life.augmented



© STMicroelectronics - September 2020 - Printed in United Kingdom - All rights reserved
ST and the ST logo are registered and/or unregistered trademarks of STMicroelectronics International NV or its affiliates in the EU and/or elsewhere. In particular, ST and the ST logo are Registered in the US Patent and Trademark Office. For additional information about ST trademarks, please refer to www.st.com/trademarks.

All other product or service names are the property of their respective owners.
For more information on ST products and solutions, visit www.st.com



Contents

- 02 Product tree
- 03 AC Switches
- 03 ACS™ overvoltage self-protected switches
- 04 ACST overvoltage self-protected switches
- 05 Thyristors (SCR)
- 05 High-temperature Thyristors (SCR)
- 07 Standard and Logic level Thyristors (SCRs)
- 10 Thyristors Application Specific devices
- 11 Triacs
- 11 High-Temperature Triacs 6H Triacs
- 13 High-Temperature Triacs 8H Triacs
- 14 High-Temperature Triacs T-Series
- 17 600 - 800 V Standard and Snubberless Triacs
- 27 1200 V Triacs
- 27 Automatic voltage switches
- 28 Diacs
- 29 Evaluation Boards
- 30 Application Notes
- 31 Thyristor finder available on iOS and Android

Product tree

Triacs						
	High Temperature	Standard	Logic Level	Snubberless™	AVS	DIACs
$I_{T_{RMS}} \max$	4 - 30 A	1 - 40 A	0.8 - 16 A	4 - 25 A	8 - 12 A	28 - 35 V
$V_{DRM} V_{RRM} \max$	600 - 800 V	600 - 800 V	600 - 800 V	600 - 1200 V	500 - 600 V	34 - 45 V
$I_{T_{RSM}} \max$	30 - 270 A	8 - 400 A	8 - 160 A	30 - 250 A	65 - 100 A	Tj max
$I_{GT} \max$	10 - 50 mA	25 - 50 mA	3 - 50 mA	10 - 50 mA	5 - 10 mA	125 °C
$T_j \max$	150 °C	125 °C	110 - 125 °C	125 °C	125 °C	
	3 or 4 quadrants		3 or 4 quadrants	3 quadrants		



ASD®	
ASD® Thyristor	
FLC	
$V_{DRM} V_{RRM} \max$	20 - 200 V
$V_{60} \min$	140 - 200 V
$V_{60} \max$	160 - 250 V
Tj max	125 °C
LIC01	
HID Starter application	
TN22 + P0130	
Starlight application	

SCR			
	High Temperature	Standard	Logic Level
$I_{T_{RMS}} \max$	12 - 80 A	6 - 50 A	0.8 - 12 A
$V_{DRM} V_{RRM} \max$	600 - 1200 V	600 - 1200 V	600 - 800 V
$I_{T_{RSM}} \max$	120 - 670 A	70 - 700 A	7 - 110 A
$I_{GT} \max$	5 - 50 mA	5 - 80 mA	1 - 200 μ A
$T_j \max$	150 °C	125 °C	125 °C
	Automotive options		

AC Switches			
	ACS	ACST	ACST
$I_{T_{RMS}} \max$	0.8 - 2 A	2 - 16 A	
$V_{DRM} V_{RRM} \max$	600 - 800 V	700 - 800 V	
$I_{T_{RSM}} \max$	7.3 - 20 A	8 - 140 A	
$I_{GT} \max$	5 - 10 mA	10 - 38 mA	
$T_j \max$	125 °C	125 - 150 °C	

Thyristor finder available on iOS and Android

QUICK ACCESS TO THE RIGHT DEVICE



Extended devices features and characteristics

Store your favorite products & buy online



For more information, visit us on www.st.com/thyristors

AC Switches

ACS™ OVERVOLTAGE SELF-PROTECTED SWITCHES

Part number	Package	General description	RMS on-state current	Repetitive peak off-state voltage	Non repetitive surge peak on-state current	Junction temperature	Triggering gate current	Clamping voltage V_{cl}	Rate of decrease of commutating on-state current	Rising ratio of off voltage
			$I_{T(RMS)}$	V_{DRM}/V_{RBM}	I_{TSM}	(T_j)	I_{GT} (I, II, III)	(@100 μ A)	(di/dt)c min (@ T_j max)	dV/dt (@ T_j max)
			max (A)	max (V)	max (A)	max (°C)	max (mA)	min (V)	min (A/ms)	min (V/ μ s)
ACS102-6T	S0-8,T0-92	0.2 A - 5 mA Overvoltage protected AC switch	0.2	600	7.3	125	5, 5	650	0.15	300
ACS108-8TN	SOT-223	0.8 A - 5 mA Overvoltage protected AC switch	0.8	800	13	125	5, 5	850	0.8	300
ACS108-8SUN	SMB Flat-3L	0.8 A - 10 mA Overvoltage protected AC switch	0.8	800	13	125	10, 10	850	0.2	400
ACS108-8SA	T0-92	0.8 A - 10 mA Overvoltage protected AC switch	0.8	800	13	125	10, 10	850	2	2000
ACS108-8SN	SOT-223	0.8 A - 10 mA Overvoltage protected AC switch	0.8	800	13	125	10, 10	850	2	2000
ACS110	SOT-223	1 A - 10 mA Overvoltage protected AC switch	1	700	8	125	10, 10	750	0.5	500
ACS120	DPAK,T0-220AB, T0-220FPAB	2 A - 10 mA Overvoltage protected AC switch	2	700	20	125	10, 10	750	1	500

ACST OVERVOLTAGE SELF-PROTECTED SWITCHES

Part number	Package	General description	RMS on-state current	Repetitive peak off-state voltage	Non repetitive surge peak on-state current	Junction temperature	Triggering gate current	Clamping voltage	Rate of decrease of commutating on-state current	Rising ratio of off voltage
			$I_{T(RMS)}$	V_{DRM}/V_{RRM}	I_{TSM}	(T _j)	I_{GT} (I, II, III)	V_{CL} (@100 μ A)	(di/dt) _c min (@T _j max)	dV/dt (@T _j max)
			max (A)	max (V)	max (A)	max (°C)	max (mA)	min (V)	min (A/ms)	min (V/ μ s)
ACST2	DPAK,TO-220FPAB	2 A - 800 V Overvoltage protected AC switch	2	800	8	125	10, 10, 10	850	0.5	500
ACST310-8B	DPAK	3 A - 800 V Overvoltage protected AC switch	3	800	20	125	10, 10, 10	850	5	1000
ACST310-8FP	TO-220FPAB	4 A - 800 V Overvoltage protected AC switch	3	800	20	125	10, 10, 10	850	5	1000
ACST410	DPAK,TO-220FPAB	4 A - 800 V - 10 mA Overvoltage protected AC switch	4	800	32	125	10, 10, 10	850	2.0	500
ACST435	DPAK,TO-220FPAB	4 A - 800 V Overvoltage protected AC switch	4	800	32	125	35, 35, 35	850	5.0	1000
ACST6	D2PAK,I2PAK,TO-220AB,TO-220FPAB	6 A - 800 V Overvoltage protected AC switch	6	800	45	125	10, 10, 10	850	3.5	500
ACST8	D2PAK,TO-220AB,TO-220FPAB	8 A - 800 V Overvoltage protected AC switch	8	800	80	125	30, 30, 30	850	8	2000
ACST1010	TO-220AB,TO-220FPAB	10 A - 700 V - 10 mA Overvoltage protected AC switch	10	700	100	125	10, 10, 10	850	4.4	200
ACST1035	TO-220AB,TO-220FPAB	10 A - 700 V Overvoltage protected AC switch	10	700	100	125	35, 35, 35	850	12	2000
ACST1035-8FP	TO-220FPAB	10 A - 800 V Overvoltage protected AC switch	10	800	90	150	35-35-35	850	5	2000
ACST1210-7	D2PAK,TO-220AB	12 A - 700 V - 10 mA Overvoltage protected AC switch	12	700	120	125	10, 10, 10	850	5.3	200
ACST1235-7	D2PAK,TO-220AB	12 A - 700 V Overvoltage protected AC switch	12	700	120	125	35, 35, 35	850	14	2000
ACST1235-8FP	TO-220FPAB	12 A - 800 V Overvoltage protected AC switch	12	800	100	150	35, 35, 35	850	5	2000
ACST1635-8FP	TO-220FPAB	16 A - 800 V Overvoltage protected AC switch	16	800	140	150	35, 35, 35	850	6	300

SCR Thyristors

HIGH-TEMPERATURE THYRISTORS (SCRs)

Part number	Package	General description	Thyristor, SCR type	RMS on-state current	Repetitive peak off-state voltage V_{DRM}/V_{BRM}	Non repetitive surge peak on-state current I_{TSM}	Junction temperature (T_j)	Triggering gate current I_{GT}	Rising ratio of off voltage dV/dt (@ T_j max)
				max (A)	max (V)	max (A)	max (°C)	max (mA)	min (V/ μ s)
600 V high temperature Thyristor									
TN1205H	D2PAK, TO-220AB	12 A - 5 mA High Temperature SCRs	High-temperature SCR	12	600	120	150	5	100
TN1605H-6FP	TO-220FPAB	16 A - 5 mA High Temperature SCRs	High-temperature SCR	16	600	140	150	6	200
TN1605H-6G	D2PAK	16 A - 5 mA High Temperature SCRs	High-temperature SCR	16	600	140	150	6	200
TN1605H-6T	TO-220AB	16 A - 5 mA High Temperature SCRs	High-temperature SCR	16	600	140	150	6	200
TN1610H-6I	TO-220 Ins.	16 A High Temperature SCRs	High-temperature SCR	16	600	140	150	10	1000
TN1610H-6FP	TO-220FPAB	16 A High Temperature SCRs	High-temperature SCR	16	600	140	150	10	1000
TN1610H-6T	TO-220AB	16 A High Temperature SCRs	High-temperature SCR	16	600	140	150	10	1000
TN2010H-6FP	TO-220FPAB	20 A - 10 mA High Temperature SCRs	High-temperature SCR	20	600	180	150	10	400
TN2010H-6G	D2PAK	20 A - 10 mA High Temperature SCRs	High-temperature SCR	20	600	180	150	10	400
TN2010H-6I	TO-220AB Ins.	20 A - 10 mA High Temperature SCRs	High-temperature SCR	20	600	180	150	10	400
TN2010H-6T	TO-220AB	20 A - 10 mA High Temperature SCRs	High-temperature SCR	20	600	180	150	10	400
TN2015H-6FP	TO-220FPAB	20 A High Temperature SCRs	High-temperature SCR	20	600	180	150	15	750
TN2015H-6I	TO-220AB	20 A High Temperature SCRs	High-temperature SCR	20	600	180	150	15	750
TN2015H-6T	TO-220AB	20 A High Temperature SCRs	High-temperature SCR	20	600	180	150	15	750
TN3015H-6G	D2PAK	30 A High Temperature SCRs	High-temperature SCR	30	600	270	150	15	750
TN3015H-6I	TO-220AB Ins	30 A High Temperature SCRs	High-temperature SCR	30	600	270	150	15	750
TN3015H-6T	TO-220AB	30 A High Temperature SCRs	High-temperature SCR	30	600	270	150	15	750
TN4015H-6G	D2PAK	40 A High Temperature SCRs	High-temperature SCR	40	600	360	150	15	500

HIGH-TEMPERATURE THYRISTORS (SCRs)

Part number	Package	General description	Thyristor, SCR type	RMS on-state current	Repetitive peak off-state voltage V_{DRM}/V_{RRM}	Non repetitive surge peak on-state current I_{TSM}	Junction temperature (T_J)	Triggering gate current I_{GT}	Rising ratio of off voltage dV/dt (@ T_J max)
				max (A)	max (V)	max (A)	max (°C)	max (mA)	min (V/ μ s)
TN4015H-6I	TO-220AB Ins	40 A High Temperature SCRs	High-temperature SCR	40	600	360	150	15	500
TN4015H-6T	TO-220AB	40 A High Temperature SCRs	High-temperature SCR	40	600	360	150	15	500
TN5015H-6G	D2PAK	50 A High Temperature SCRs	High-temperature SCR	50	600	450	150	15	500
TN5015H-6I	TO-220AB Ins	50 A High Temperature SCRs	High-temperature SCR	50	600	450	150	15	500
TN5015H-6T	TO-220AB	50 A High Temperature SCRs	High-temperature SCR	50	600	450	150	15	500
800 V - 1200 V high temperature Thyristor									
TM8050H-8W	TO-247	80 A - 800 V High Temperature SCRs	High-temperature SCR	80	800	670	150	50	1000
TM8050H-8D3	D3PAK-2L	80 A - 800 V High Temperature SCRs	High-temperature SCR	80	800	670	150	50	1000
TN3050H-12GY-TR	D2PAK	30 A - 1200 V Automotive Grade SCRs	High-temperature SCR	30	1200	300	150	50	1000
TN3050H-12WY	TO-247	30 A - 1200 V Automotive Grade SCRs	High-temperature SCR	30	1200	300	150	50	1000
TN5050H-12WY	TO-247	50 A - 1200 V Automotive Grade SCRs	High-temperature SCR	50	1200	580	150	50	1000
TN6050HP-12WY	TO-247	60 A - 1200 V Automotive Grade SCRs	High-temperature SCR	60	1200	600	150	50	1000

STANDARD AND LOGIC LEVEL THYRISTORS (SCRs)

Part number	Package	General description	Thyristor, SCR type	RMS on-state current	Repetitive peak off-state voltage	Non repetitive surge peak on-state current	Junction temperature (T _j)	Triggering gate current	Rising ratio of off voltage	
				I _{T(RMS)}	V _{DRM} V _{RBM}	I _{TSM}	(T _j)	I _{GT}	dV/dt (@T _j max)	
				max (A)	max (V)	max (A)	max (°C)	max (mA)	min (V/μs)	
600 V - 800 V standard Thyristor										
TYN606	TO-220AB	6 A Standard SCRs	Standard	6	600	70	150	15	200	
TN805	DPAK	8 A - 5 mA Standard SCRs	Standard	8	600	70	125	5	50	
TN815	DPAK	8 A Standard SCRs	Standard	8	600,800	70	125	15	150	
TYN608	TO-220AB	8 A Standard SCRs	Standard	8	600	95	125	15	150	
TYN610	TO-220AB	10 A Standard SCRs	Standard	10	600	100	125	15	200	
TN1205T-600	DPAK	12 A - 5 mA Standard SCRs	Standard	12	600	115	125	5	100	
TYN612T	TO-220AB	12 A - 5 mA Standard SCRs	Standard	12	600	140	125	5	40	
TYN612	TO-220AB	12 A Standard SCRs	Standard	12	600	140	125	15	200	
TYN612M	TO-220AB, TO-220FPAB	12 A Standard SCRs	Standard	12	600	120	125	5	50	
TN1215	D2PAK,DPAK,IPAK	12 A Standard SCRs	Standard	12	600,800	110,140	125	15	200	
TYN812T	TO-220AB	12 A - 5 mA Standard SCRs	Standard	12	800	140	125	5	40	
TYN812	TO-220AB	12 A Standard SCRs	Standard	12	800	140	125	15	200	
TYN1012T	TO-220AB	12 A - 5 mA Standard SCRs	Standard	12	1000	140	125	5	40	
TYN1012	TO-220AB	12 A Standard SCRs	Standard	12	1000	140	125	15	200	
TYN1212	TO-220AB	12 A Standard SCRs	Standard	12	1200	120	125	15	200	
TN1515-600B	DPAK	15 A Standard SCRs	Standard	15	600	150	125	15	200	
TYN616	TO-220AB	16 A Standard SCRs	Standard	16	600	190	125	25	500	
TYN816	TO-220AB	16 A Standard SCRs	Standard	16	800	190	125	25	500	
TN1625-600G	D2PAK	16 A Standard SCRs	Standard	16	600	190	125	25	500	
TN2540	D2PAK	25 A Standard SCRs	Standard	25	600,800	300	125	40	1000	
TXN625	TO-220AB Ins	25 A Standard SCRs	Standard	25	600	300	125	40	1000	
TYN625	TO-220AB	25 A Standard SCRs	Standard	25	600	300	125	40	1000	

STANDARD AND LOGIC LEVEL THYRISTORS (SCRs)

Part number	Package	General description	Thyristor, SCR type	RMS on-state current	Repetitive peak off-state voltage	Non repetitive surge peak on-state current	Junction temperature (T _j)	Triggering gate current	Rising ratio of off voltage	
				I _{T(RMS)}	V _{DRM} / V _{BRM}	I _{TSM}	(°C)	I _{GT}	dV/dt (@T _j max)	
				max (A)	max (V)	max (A)	max (°C)	max (mA)	min (V/μs)	
TXN825RG	TO-220AB Ins	25 A Standard SCRs	Standard	25	800	300	125	40	1500	
TYN825	TO-220AB	25 A Standard SCRs	Standard	25	800	300	125	40	1000	
BTW68	TOP3 Ins	30 A Standard SCRs	Standard	30	600,800	400	125	50	500	
TYN640	TO-220AB	40 A Standard SCRs	Standard	40	600	460	125	35	1000	
TYN840	TO-220AB	40 A Standard SCRs	Standard	40	800	460	125	35	1000	
BTW69-600	TOP3 Ins	50 A Standard SCRs	Standard	50	600	580	125	80	1000	
BTW69-800	TOP3 Ins	50 A Standard SCRs	Standard	50	800	580	125	80	1000	
1000 V - 1200 V standard Thyristor										
TN1625-1000G	D2PAK	16 A Standard SCRs	Standard	16	1000	190	125	25	500	
TYN1225	TO-220AB	25 A Standard SCRs	Standard	25	1200	300	125	40	1000	
TN2540-12G	D2PAK	25 A Standard SCRs	Standard	25	1200	300	125	40	1500	
BTW68-1200	TOP3 Ins	30 A Standard SCRs	Standard	30	1200	400	125	50	500	
TN4050-12PI	TOP3 Ins	40 A Standard SCRs	Standard	40	1200	400	125	50	2000	
TN4050-12WL	TO-247LL	40 A Standard SCRs	Standard	40	1200	400	125	50	2000	
BTW67	RD-91	50 A Standard SCRs	Standard	50	1000	580	125	80	1000	
BTW69-1200	TOP3 Ins	50 A Standard SCRs	Standard	50	1200	580	125	80	1000	
BTW69-1200N	TOP3	50 A Standard SCRs	Standard	50	1200	700	125	50	1000	
TN6050-12PI	TOP3 Ins	60 A Standard SCRs	Standard	60	1200	700	125	50	2000	
TN6050-12WL	TO-247LL	60 A Standard SCRs	Standard	60	1200	700	125	50	2000	
Logic level Thyristor										
P0109AL	SOT-23	0.25 A - 100 V - 1 uA Sensitive Gate SCRs	Logic level	0.25	100	6	125	0.001	100	
P0102AL	SOT-23	0.25 A - 100 V Sensitive Gate SCRs	Logic level	0.25	100	7	125	0.2	200	
P0102BL	SOT-23	0.25 A - 200 V Sensitive Gate SCRs	Logic level	0.25	200	7	125	0.2	200	
P0109DA	TO-92	0.8 A - 400 V - 1 uA Sensitive Gate SCRs	Logic level	0.8	400	7	125	0.001	75	

STANDARD AND LOGIC LEVEL THYRISTORS (SCRs)

Part number	Package	General description	Thyristor, SCR type	RMS on-state current	Repetitive peak off-state voltage	Non repetitive surge peak on-state current	Junction temperature (T _J)	Triggering gate current	Rising ratio of off voltage
				$I_{T(RMS)}$	V_{DRM}/V_{RRM}	I_{TSM}	(°C)	I_{GT}	dV/dt (@T _J max)
				max (A)	max (V)	max (A)	max (°C)	max (mA)	min (V/μs)
P0118MA	TO-92	0.8 A - 600 V - 5 uA Sensitive Gate SCRs	Logic level	0.8	600	7	125	0.005	75
P0111MA	TO-92	0.8 A - 600 V - 25 uA Sensitive Gate SCRs	Logic level	0.8	600	7	125	0.025	80
P0111MN	SOT-223	0.8 A - 600 V - 25 uA Sensitive Gate SCRs	Logic level	0.8	600	7	125	0.025	80
P0115DA	TO-92	0.8 A - 400 V - 50 uA Sensitive Gate SCRs	Logic level	0.8	400	7	125	0.05	75
P0102DA	TO-92	0.8 A - 400 V Sensitive Gate SCRs	Logic level	0.8	400	7	125	0.2	75
P0102MN	SOT-223	0.8 A - 600 V Sensitive Gate SCRs	Logic level	0.8	600	7	125	0.2	75
XL0840	TO-92	400 V Sensitive Gate Asymmetrical SCRs	Logic level	0.8	400	7	125	0.2	75
X006	TO-92	0.8 A Sensitive Gate SCRs	Logic level	0.8	600	9	125	0.2	25
X00619	SOT-223, TO-92	0.8 A Sensitive Gate SCRs	Logic level	0.8	600	9	125	0.2	40
X0115MUF	SMBFlat-3L	1 A Sensitive Gate SCRs	Logic Level	1	600	11	125	0.15	80
X0205	TO-92	1.25 A - 50 uA Sensitive Gate SCRs	Logic level	1.25	600, 800	22.5	125	0.05	15
X0202M	SOT-223, TO-92	1.25 A - 600 V Sensitive Gate SCRs	Logic level	1.25	600	22.5	125	0.2	10
X0202N	SMBflat-3L, SOT-223, TO-92	1.25 A - 800 V Sensitive Gate SCRs	Logic level	1.25	800	22.5	125	0.2	10
TS420	DPAK, IPAK, TO-220AB	4 A Sensitive Gate SCRs	Logic level	4	600	30	125	0.2	5
X04	TO-202-3	4 A Sensitive Gate SCRs	Logic level	4	600, 800	30	125	0.2	10
TS820	DPAK, IPAK, TO-220AB, TO-220FPAB	8 A Sensitive Gate SCRs	Logic level	8	600	70	125	0.2	5
TS1220-6FP	TO-220FPAB	12 A Sensitive Gate SCRs	Logic level	12	600	110	125	0.2	5
TS1220	DPAK, IPAK, TO-220AB	12 A Sensitive Gate SCRs	Logic level	12	600	110	125	0.2	5
High Voltage Sensitive Thyristor									
TS110-8	SMBflat-3L, TO-92	1.25 A - 1250 V surge voltage Sensitive Gate SCRs	High Voltage Sensitive	1.25	800	20	125	0.1	200

Thyristor application-specific discretes (A.S.D.®)

APPLICATION-SPECIFIC IGNITORS

Part number	Package	General description	RMS on-state current	Repetitive surge peak onstate current	Repetitive off-state forward voltage	Repetitive off-state reverse voltage	Breakover voltage	Breakover voltage	Junction temperature	Critical rate of rise of on-state current
			$I_{T(RMS)}$	I_{TRM}	V_{DRM}	V_{RRM}	V_{BO}	V_{BO}	T_j	of on-state current (di/dt)
			max (A)	Typ (A)	max (V)	max (V)	min (V)	max (V)	max (°C)	max (A/μs)
FLC01	DPAK, IPAK	200 V - 190 A fire lighter circuit	-	190	200	-	206	233	125	120
FLC10	DPAK	200 V - 240 A fire lighter circuit	-	240	200	-	200	250	125	200
FLC21	TO-92	135 V - 90 A fire lighter circuit	-	90	135	-	140	160	125	50
LIC01	DPAK, IPAK	215 V light ignition circuit	1.2	50	180	180	195	215	125	80
P0130	TO-92	0.8 A - 100 V SCR	0.8	7	100	100	-	-	125	50
TN22	IPAK, TO-220AB	Fluorescent tube lamp starter SCR	2	20	400	-	1200	1500	110	50

Triacs

HIGH-TEMPERATURE TRIACS 6H TRIACS

Part number	Package	General description	RMS on-state current	Repetitive peak off-state voltage	Non repetitive surge peak on-state current	Junction temperature	Triggering quadrants	Triggering gate current	Rate of decrease of commutating on-state current	Rising rate of off voltage		
			$I_{T(RMS)}$	V_{DRM}/V_{RRM}	I_{TSM}	(T_j)		I_{GT} (I, II, III, IV)	(dI/dt)c min (@ T_j max)	dV/dt (@ T_j max)		
			max (A)	max (V)	max (A)	max (°C)				max (mA)	min (A/ms)	min (V/ μ s)
Logic Level 600 V 6H Triacs												
T410H	TO-220AB	4 A - Logic level 6H Triacs	4	600	40	150	I, II, III	10, 10, 10	1.5	75		
T610H	TO-220AB	6 A - Logic level 6H Triacs	6	600	60	150	I, II, III	10, 10, 10	2.3	75		
T810H	D2PAK, TO-220AB	8 A - Logic level 6H Triacs	8	600	80	150	I, II, III	10, 10, 10	3	75		
T1010H	D2PAK, TO-220AB	10 A - Logic level 6H Triacs	10	600	100	150	I, II, III	10, 10, 10	3.8	75		
T1610H	TO-220AB	16 A - Logic level 6H Triacs	16	600	160	150	I, II, III	10, 10, 10	3	100		
Snubberless™ 600 V 6H Triacs												
T835H	D2PAK, TO-220AB, TO-220AB Ins	8 A - Snubberless™ 6H Triacs	8	600	80	150	I, II, III	35, 35, 35	11	1000		
T850H	D2PAK, TO-220AB, TO-220AB Ins	8 A - Snubberless™ 6H Triacs	8	600	80	150	I, II, III	50, 50, 50	14	1500		
T1035H	D2PAK, TO-220AB, TO-220AB Ins	10 A - Snubberless™ 6H Triacs	10	600	100	150	I, II, III	35, 35, 35	13	1000		
T1050H	D2PAK, TO-220AB, TO-220AB Ins	10 A - Snubberless™ 6H Triacs	10	600	100	150	I, II, III	50, 50, 50	18	1500		
T1235H	D2PAK, TO-220AB, TO-220AB Ins	12 A - Snubberless™ 6H Triacs	12	600	120	150	I, II, III	35, 35, 35	16	1000		

HIGH-TEMPERATURE TRIACS 6H TRIACS

Part number	Package	General description	RMS on-state current	Repetitive peak off-state voltage	Non repetitive surge peak on-state current	Junction temperature (T _j)	Triggering quadrants	Triggering gate current	Rate of decrease of commutating on-state current	Rising rate of off voltage
			I _{T(RMS)}	V _{DRM} /V _{BRM}	I _{TSM}	(T _j)		I _{GT} (I, II, III, IV)	(di/dt) _c min (@T _j max)	dV/dt (@T _j max)
			max (A)	max (V)	max (A)	max (°C)		max (mA)	min (A/ms)	min (V/μs)
T1250H	D2PAK, TO-220AB, TO-220AB Ins	12 A - Snubberless™ 6H Triacs	12	600	120	150	I, II, III	50, 50, 50	21	1500
T1635H	D2PAK, TO-220AB, TO-220AB Ins	16 A - Snubberless™ 6H Triacs	16	600	160	150	I, II, III	35, 35, 35	21	1000
T1650H	D2PAK, TO-220AB, TO-220AB Ins	16 A - Snubberless™ 6H Triacs	16	600	160	150	I, II, III	50, 50, 50	28	1500
T2035H	D2PAK, TO-220AB, TO-220AB Ins	20 A - Snubberless™ 6H Triacs	20	600	200	150	I, II, III	35, 35, 35	27	1000
T2050H	D2PAK, TO-220AB	20 A - Snubberless™ 6H Triacs	20	600	200	150	I, II, III	50, 50, 50	36	1500
T3035H	D2PAK, TO-220AB, TO-220AB Ins	30 A - Snubberless™ 6H Triacs	30	600	270	150	I, II, III	35, 35, 35	33	1000
T3050H	D2PAK, TO-220AB, TO-220AB Ins	30 A - Snubberless™ 6H Triacs	30	600	270	150	I, II, III	50, 50, 50	44	1500

HIGH-TEMPERATURE TRIACS 8H TRIACS

Part number	Package	General description	RMS on-state current	Repetitive peak off-state voltage	Non repetitive surge peak on-state current	Junction temperature (T _j)	Triggering quadrants	Triggering gate current	Rate of decrease of commutating on-state current	Rising rate of off voltage
			I _{T(RMS)}	V _{DRM} /V _{RRM}	I _{TSM}	(°C)		I _{GT} (I, II, III, IV)	(di/dt) _c min (@T _j max)	dV/dt (@T _j max)
Snubberless™ 800 V 8H Triacs										
			max (A)	max (V)	max (A)	max (°C)		max (mA)	min (A/ms)	min (V/μs)
T835H-8G	D2PAK	8 A - Snubberless™ 8H Triacs	8	800	80	150	I, II, III	35, 35, 35	8	2000
T835H-8I	TO-220AB Ins	8 A - Snubberless™ 8H Triacs	8	800	80	150	I, II, III	35, 35, 35	8	2000
T835H-8T	TO-220AB	8 A - Snubberless™ 8H Triacs	8	800	80	150	I, II, III	35, 35, 35	8	2000
T1235H-8G	D2PAK	12 A - Snubberless™ 8H Triacs	12	800	120	150	I, II, III	35, 35, 35	12	2000
T1235H-8I	TO-220AB Ins	12 A - Snubberless™ 8H Triacs	12	800	120	150	I, II, III	35, 35, 35	12	2000
T1235H-8T	TO-220AB	12 A - Snubberless™ 8H Triacs	12	800	120	150	I, II, III	35, 35, 35	12	2000
T1635H-8G	D2PAK	16 A - Snubberless™ 8H Triacs	16	800	160	150	I, II, III	35, 35, 35	16	2000
T1635H-8I	TO-220AB Ins	16 A - Snubberless™ 8H Triacs	16	800	160	150	I, II, III	35, 35, 35	16	2000
T1635H-8T	TO-220AB	16 A - Snubberless™ 8H Triacs	16	800	160	150	I, II, III	35, 35, 35	16	2000
T2035H-8G	D2PAK	20 A - Snubberless™ 8H Triacs	20	800	200	150	I, II, III	35, 35, 35	20	2000
T2035H-8I	TO-220AB Ins	20 A - Snubberless™ 8H Triacs	20	800	200	150	I, II, III	35, 35, 35	20	2000
T2035H-8T	TO-220AB	20 A - Snubberless™ 8H Triacs	20	800	200	150	I, II, III	35, 35, 35	20	2000
T3035H-8G	D2PAK	30 A - Snubberless™ 8H Triacs	30	800	270	150	I, II, III	35, 35, 35	25	2000
T3035H-8I	TO-220AB Ins	30 A - Snubberless™ 8H Triacs	30	800	270	150	I, II, III	35, 35, 35	25	2000
T3035H-8T	TO-220AB	30 A - Snubberless™ 8H Triacs	30	800	270	150	I, II, III	35, 35, 35	25	2000

HIGH-TEMPERATURE TRIACS T-SERIES

Part number	Package	General description	RMS on-state current	Repetitive peak off-state voltage	Non repetitive surge peak on-state current	Junction temperature	Gate Triggering quadrants	Triggering gate current	Rate of decrease of commutating on-state current	Rising rate of off voltage
			$I_{T(RMS)}$	V_{DRM}/V_{RRM}	I_{TSM}	(T_J)		I_{GT} (I, II, III, IV)	(di/dt)c min (@ T_J max) *	(@ T_J max) *
			max (A)	max (V)	max (A)	max (°C)		max (mA)	min (A/ms)	min (V/ μ s)
T405T-6FP	TO-220FPAB	4 A - 600 V Logic Level Triacs	4	600	30	125	I, II, III	5, 5, 5	1.8	20
T435T-600FP	TO-220FPAB	4 A - 600 V Snubberless™ T-series Triacs	4	600	30	125	I, II, III	35, 35, 35	5.3	750
T610T-8FP	TO-220FPAB	6 A - 800 V Logic level T-series Triacs	6	800	45	150	I, II, III	10, 10, 10	1.2	170
T610T-8T	TO-220AB	6 A - 800 V Logic level T-series Triacs	6	800	45	150	I, II, III	10, 10, 10	1.2	170
BTA06T-600CWRG	TO-220AB Ins	6 A - 600 V Snubberless™ Triacs	6	600	45	125	I, II, III	35, 35, 35	8	750
T635T-8FP	TO-220FPAB	6 A - 800 V Snubberless™ T-series Triacs	6	800	45	150	I, II, III	35, 35, 35	3	1000
T635T-8T	TO-220AB	6 A - 800 V Snubberless™ T-series Triacs	6	800	45	150	I, II, III	35, 35, 35	3	1000
T810T-8FP	TO-220FPAB	8 A - 800 V Logic level T-series Triacs	8	800	60	150	I, II, III	10, 10, 10	1.4	170
T810T-8T	TO-220AB	8 A - 800 V Logic level T-series Triacs	8	800	60	150	I, II, III	10, 10, 10	1.4	170
T810T-8G	D2PAK	8 A - 800 V Logic level T-series Triacs	8	800	60	150	I, II, III	10, 10, 10	1.4	170
T835T-8FP	TO-220FPAB	8 A - 800 V Snubberless™ T-series Triacs	8	800	60	150	I, II, III	35, 35, 35	4	1000
T835T-8G	D2PAK	8 A - 800 V Snubberless™ T-series Triacs	8	800	60	150	I, II, III	35, 35, 35	4	1000
T835T-8I	TO-220AB Ins	8 A - 800 V Snubberless™ T-series Triacs	8	800	60	150	I, II, III	35, 35, 35	4	1000
T835T-8T	TO-220AB	8 A - 800 V Snubberless™ T-series Triacs	8	800	60	150	I, II, III	35, 35, 35	4	1000

Note: *Parameter at Junction Temperature (T_J) max» in column «J» and «K»

HIGH-TEMPERATURE TRIACS T-SERIES

Part number	Package	General description	RMS on-state current	Repetitive peak off-state voltage	Non repetitive surge peak on-state current	Junction temperature	Gate Triggering quadrants	Triggering gate current	Rate of decrease of commutating on-state current	Rising rate of off voltage
			$I_{T(RMS)}$	V_{DRM}/V_{RRM}	I_{TSM}	(T_j)		I_{GT} (I, II, III, IV)	(dI/dt)c min (@ T_j max) *	(@ T_j max) *
			max (A)	max (V)	max (A)	max (°C)		max (mA)	min (A/ms)	min (V/μs)
T1210T-8FP	TO-220FPAB	12 A - 800 V Logic level T-series Triacs	12	800	90	150	I, II, III	10, 10, 10	2.7	170
T1210T-8T	TO-220AB	12 A - 800 V Logic level T-series Triacs	12	800	90	150	I, II, III	10, 10, 10	2.7	170
T1210T-8G	D2PAK	12 A - 800 V Logic level T-series Triacs	12	800	90	150	I, II, III	10, 10, 10	2.7	170
T1235T-8FP	TO-220FPAB	12 A - 800 V Snubberless™ T-series Triacs	12	800	90	150	I, II, III	35, 35, 35	6	1000
T1235T-8G	D2PAK	12 A - 800 V Snubberless™ T-series Triacs	12	800	90	150	I, II, III	35, 35, 35	6	1000
T1235T-8I	TO-220AB Ins	12 A - 800 V Snubberless™ T-series Triacs	12	800	90	150	I, II, III	35, 35, 35	6	1000
T1235T-8R	I2PAK TRIAC CLIP	12 A - 800 V Snubberless™ T-series Triacs	12	800	90	150	I, II, III	35, 35, 35	13	1000
T1235T-8T	TO-220AB	12 A - 800 V Snubberless™ T-series Triacs	12	800	90	150	I, II, III	35, 35, 35	6	1000
T1610T-8FP	TO-220FPAB	16 A - 800 V Logic level T-series Triacs	16	800	120	150	I, II, III	10, 10, 10	5	170
T1610T-8G	D2PAK	16 A - 800 V Logic level T-series Triacs	16	800	120	150	I, II, III	10, 10, 10	1.8	50
T1610T-8I	TO-220AB Ins	16 A - 800 V Logic level T-series Triacs	16	800	120	150	I, II, III	10, 10, 10	1.8	50
T1610T-8T	TO-220AB	16 A - 800 V Logic level T-series Triacs	16	800	120	150	I, II, III	10, 10, 10	5	170
T1620T-8G	D2PAK	16 A - 800 V - 20 mA Snubberless™ T-series Triacs	16	800	120	150	I, II, III	20, 20, 20	4.5	500
T1620T-8I	TO-220AB Ins	16 A - 800 V - 20 mA Snubberless™ T-series Triacs	16	800	120	150	I, II, III	20, 20, 20	4.5	500

Note: *Parameter at Junction Temperature (T_j) max» in column «J» and «K»

HIGH-TEMPERATURE TRIACS T-SERIES

Part number	Package	General description	RMS on-state current $I_{T(RMS)}$	Repetitive peak off-state voltage V_{DRM}/V_{RRM}	Non repetitive surge peak on-state current I_{TSM}	Junction temperature (T_J)	Gate Triggering quadrants	Triggering gate current I_{GT} (I, II, III, IV)	Rate of decrease of commutating on-state current (di/dt)c min (@ T_J max) *	Rising rate of off voltage dV/dt (@ T_J max) *
			max (A)	max (V)	max (A)	max (°C)		max (mA)	min (A/ms)	min (V/ μ s)
T1625T-8I	TO-220AB Ins	16 A - 800 V Standard T-series Triacs	16	800	120	150	I, II, III, IV	25, 25, 25, 50	2	300
T1635T-8FP	TO-220FPAB	16 A - 800 V Snubberless™ T-series Triacs	16	800	120	150	I, II, III	35, 35, 35	8	1000
T1635T-8G	D2PAK	16 A - 800 V Snubberless™ T-series Triacs	16	800	120	150	I, II, III	35, 35, 35	12	1000
T1635T-8I	TO-220AB Ins	16 A - 800 V Snubberless™ T-series Triacs	16	800	120	150	I, II, III	35, 35, 35	12	1000
T1635T-8T	TO-220AB	16 A - 800 V Snubberless™ T-series Triacs	16	800	120	150	I, II, III	35, 35, 35	8	1000
T2035T-8G	D2PAK	20 A - 800 V Snubberless™ T-series Triacs	20	800	160	150	I, II, III	35, 35, 35	17.5	1000
T2535T-8G	D2PAK	25 A - 800 V Snubberless™ T-series Triacs	25	800	200	150	I, II, III	35, 35, 35	18	1000
T2535T-8T	TO-220AB	25 A - 800 V Snubberless™ T-series Triacs	25	800	200	150	I, II, III	35, 35, 35	18	1000
T2535T-8I	TO-220AB Ins	25 A - 800 V Snubberless™ T-series Triacs	25	800	200	150	I, II, III	35, 35, 35	18	1000

Note: *Parameter at Junction Temperature (T_J) max* in column «J» and «K»

600 V - 800V STANDARD AND SNUBBERLESS™ TRIACS

Part number	Package	General description	RMS on-state current	Repetitive peak off-state voltage	Non repetitive surge peak on-state current	Junction temperature	Triggering quadrants	Triggering gate current	Rate of decrease of commutating on-state voltage	Rising rate of off voltage
			$I_{T(RMS)}$	V_{DRM}/V_{RRM}	I_{TSM}	(T_j)		I_{GT} (I, II, III, IV)	(dV/dt) _c min (@ T_j max) *	dV/dt (@ T_j max)
0.8 A - 1 A Standard Triacs										
			max (A)	max (V)	max (A)	max (°C)		max (mA)	min (V/μs)	min (V/μs)
Z00607MA	T0-92	0.8 A - 600 V - 5 mA Standard Triacs	0.8	600	9	110	I, II, III, IV	5, 5, 5, 7	1.5	10
Z0103M	SMBflat-3L, SOT-223, T0-92	1 A - 600 V - 3 mA Standard Triacs	1	600	8	125	I, II, III, IV	3, 3, 3, 5	0.5	10
Z0107M	SMBflat-3L, SOT-223, T0-92	1 A - 600 V - 5 mA Standard Triacs	1	600	8	125	I, II, III, IV	5, 5, 5, 7	1	20
Z0109M	SMBflat-3L, SOT-223, T0-92	1 A - 600 V - 10 mA Standard Triacs	1	600	8	125	I, II, III, IV	10, 10, 10, 10	2	50
Z0109M1	S0-8	1 A - 600 V - 10 mA Standard Triacs	1	600	8	125	I, II, III, IV	10, 10, 10, 10	2	50
Z0110M	SOT-223, T0-92	1 A - 600 V - 25 mA Standard Triacs	1	600	8	125	I, II, III, IV	25, 25, 25, 25	5	100
Z0103N	SOT-223, T0-92	1 A - 800 V - 3 mA Standard Triacs	1	800	8	125	I, II, III, IV	3, 3, 3, 5	0.5	10
Z0107N	SOT-223, T0-92	1 A - 800 V - 5 mA Standard Triacs	1	800	8	125	I, II, III, IV	5, 5, 5, 7	1	20
Z0109N	SOT-223, T0-92	1 A - 800 V - 10 mA Standard Triacs	1	800	8	125	I, II, III, IV	10, 10, 10, 10	2	50
Z0110N	SOT-223, T0-92	1 A - 800 V - 25 mA Standard Triacs	1	800	8	125	I, II, III, IV	25, 25, 25, 25	5	100

Note: * Specified @ (di/dt)_c = 0.44 A/ms

600 V - 800V STANDARD AND SNUBBERLESS™ TRIACS

Part number	Package	General description	RMS on-state current	Repetitive peak off-state voltage	Non repetitive surge peak on-state current	Junction temperature	Triggering quadrants	Triggering gate current	Rate of decrease of commutating on-state current	Rising rate of off voltage
			$I_{T(RMS)}$	V_{DRM}/V_{RRM}	I_{TSM}	(T_J)		I_{GT} (I, II, III, IV)	(dI/dt) _c min (@ T_J max) *	(@ T_J max)
4 A, 600V Standard, Logic Level and Snubberless™ Triacs										
T405-600	DPAK, IPAK, TO-220AB	4 A Logic Level Triacs	4	600	30	125	I, II, III	5, 5, 5	0.9 @10 V/μs	20
T410-600	DPAK, IPAK, TO-220AB	4 A Logic Level Triacs	4	600	30	125	I, II, III	10, 10, 10	2.0 @10 V/μs	40
T435-600	DPAK, IPAK, TO-220AB	4 A Snubberless™ Triacs	4	600	35	125	I, II, III	35, 35, 35	2.5	400
Z0402MF	TO-202-3	4 A Standard Triacs	4	600	20	125	I, II, III, IV	3, 3, 3, 3	1.8 @0.5 V/μs	10
Z0405MF	TO-202-3	4 A Standard Triacs	4	600	20	125	I, II, III, IV	5, 5, 5, 5	1.8 @1 V/μs	20
T405Q-600	DPAK, IPAK	4 A Standard Triacs	4	600	35	125	I, II, III, IV	5, 5, 5, 10	1.8 @2 V/μs	10
Z0409MF	TO-202-3	4 A Standard Triacs	4	600	20	125	I, II, III, IV	10, 10, 10, 10	1.8 @2 V/μs	100
BTB04-600SL	TO-220AB	4 A Standard Triacs	4	600	35	125	I, II, III, IV	10, 10, 10, 25	1.8 @10 V/μs	75
Z0410MF	TO-202-3	4 A Standard Triacs	4	600	20	125	I, II, III, IV	25, 25, 25, 25	1.8 @5 V/μs	200
4 A, 800V Standard, Logic Level and Snubberless™ Triacs										
T405-800	DPAK	4 A Logic Level Triacs	4	800	30	125	I, II, III	5, 5, 5	0.9 @10 V/μs	20
T410-800	DPAK, IPAK, TO-220AB	4 A Logic Level Triacs	4	800	30	125	I, II, III	10, 10, 10	2.0 @10 V/μs	40
T435-800	DPAK, IPAK, TO-220AB	4 A Snubberless™ Triacs	4	800	30	125	I, II, III	35, 35, 35	2.5	400
Z0405NF	TO-202-3	4 A Standard Triacs	4	800	20	125	I, II, III, IV	5, 5, 5, 5	1.8 @1 V/μs	20
Z0409NF	TO-202-3	4 A Standard Triacs	4	800	20	125	I, II, III, IV	10, 10, 10, 10	1.8 @2 V/μs	100
Z0410NF	TO-202-3	4 A Standard Triacs	4	800	20	125	I, II, III, IV	25, 25, 25, 25	1.8 @5 V/μs	200

Note: * Without snubber if not indicated

600 V - 800V STANDARD AND SNUBBERLESS™ TRIACS

Part number	Package	General description	RMS on-state current	Repetitive peak off-state voltage	Non repetitive surge peak on-state current	Junction temperature (T _J)	Triggering quadrants	Triggering gate current	Rate of decrease of commutating on-state current	Rising rate of off voltage
			I _{T(RMS)}	V _{DRM} /V _{RRM}	I _{TSM}	(°C)		I _{GT} (I, II, III, IV)	(di/dt) _c min (@T _J max) *	(@T _J max)
6 A, 600V Standard, Logic Level and Snubberless™ Triacs										
max (A)	max (V)	max (A)	max (°C)	max (mA)	min (A/ms)	min (V/μs)				
BTA06-600TW	TO-220AB Ins	6 A Logic Level Triacs	6	600	60	125	I, II, III	5, 5, 5	1.2 @10 V/μs	20
BTB06-600TW	TO-220AB	6 A Logic Level Triacs	6	600	60	125	I, II, III	5, 5, 5	1.2 @10 V/μs	20
BTA06-600SW	TO-220AB Ins	6 A Logic Level Triacs	6	600	60	125	I, II, III	10, 10, 10	2.4 @10 V/μs	40
BTB06-600SW	TO-220AB	6 A Logic Level Triacs	6	600	60	125	I, II, III	10, 10, 10	2.4 @10 V/μs	40
BTA06-600CW	TO-220AB Ins	6 A Snubberless™ Triacs	6	600	60	125	I, II, III	35, 35, 35	3.5	400
BTB06-600CW	TO-220AB	6 A Snubberless™ Triacs	6	600	60	125	I, II, III	35, 35, 35	3.5	400
BTA06-600BW	TO-220AB Ins	6 A Snubberless™ Triacs	6	600	60	125	I, II, III	50, 50, 50	5.3	1000
BTB06-600BW	TO-220AB	6 A Snubberless™ Triacs	6	600	60	125	I, II, III	50, 50, 50	5.3	1000
BTA06-600C	TO-220AB Ins	6 A Standard Triacs	6	600	60	125	I, II, III, IV	25, 25, 25, 50	2.7 @5 V/μs	200
BTB06-600C	TO-220AB	6 A Standard Triacs	6	600	60	125	I, II, III, IV	25, 25, 25, 50	2.7 @5 V/μs	200
BTA06-600B	TO-220AB Ins	6 A Standard Triacs	6	600	60	125	I, II, III, IV	50, 50, 50, 100	2.7 @10 V/μs	400
BTB06-600B	TO-220AB	6 A Standard Triacs	6	600	60	125	I, II, III, IV	50, 50, 50, 100	2.7 @10 V/μs	400
6 A, 800V Standard, Logic Level and Snubberless™ Triacs										
BTA06-800TW	TO-220AB Ins	6 A Logic Level Triacs	6	800	60	125	I, II, III	5, 5, 5	1.2 @10 V/μs	20
BTB06-800TW	TO-220AB	6 A Logic Level Triacs	6	800	60	125	I, II, III	5, 5, 5	1.2 @10 V/μs	20
BTA06-800SW	TO-220AB Ins	6 A Logic Level Triacs	6	800	60	125	I, II, III	10, 10, 10	2.4 @10 V/μs	40
BTB06-800SW	TO-220AB	6 A Logic Level Triacs	6	800	60	125	I, II, III	10, 10, 10	2.4 @10 V/μs	40
BTA06-800CW	TO-220AB Ins	6 A Snubberless™ Triacs	6	800	60	125	I, II, III	35, 35, 35	3.5	400
BTA06-800BW	TO-220AB Ins	6 A Snubberless™ Triacs	6	800	60	125	I, II, III	50, 50, 50	5.3	1000

Note: * Without snubber if not indicated

600 V - 800V STANDARD AND SNUBBERLESS™ TRIACS

Part number	Package	General description	RMS on-state current	Repetitive peak off-state voltage	Non repetitive surge peak on-state current	Junction temperature (T _J)	Triggering quadrants	Triggering gate current	Rate of decrease of commutating on-state current	Rising rate of off voltage		
			I _{T(RMS)}	V _{DRM} / V _{RRM}	I _{TSM}	(°C)		I _{GT} (I, II, III, IV)	(dI/dt) _c min (@T _J max) *	dV/dt (@T _J max)		
			max (A)	max (V)	max (A)	max (°C)				min (mA)	min (A/ms)	min (V/μs)
8 A, 600V Standard, Logic Level and Snubberless™ Triacs												
BTA08-600TW	TO-220AB Ins	8 A Logic Level Triacs	8	600	80	125	I, II, III	5, 5, 5	1.5 @10 V/μs	20		
BTB08-600TW	TO-220AB	8 A Logic Level Triacs	8	600	80	125	I, II, III	5, 5, 5	1.5 @10 V/μs	20		
BTA08-600SW	TO-220AB Ins	8 A Logic Level Triacs	8	600	80	125	I, II, III	10, 10, 10	3 @10 V/μs	40		
BTB08-600SW	TO-220AB	8 A Logic Level Triacs	8	600	80	125	I, II, III	10, 10, 10	3 @10 V/μs	40		
T810-600G	D2PAK	8 A Logic Level Triacs	8	600	80	125	I, II, III	10, 10, 10	2.8	40		
BTA08-600CW	TO-220AB Ins	8 A Snubberless™ Triacs	8	600	80	125	I, II, III	35, 35, 35	4.5	400		
BTB08-600CW	TO-220AB	8 A Snubberless™ Triacs	8	600	80	125	I, II, III	35, 35, 35	4.5	400		
T835-600B	DPAK	8 A Snubberless™ Triacs	8	600	80	125	I, II, III	35, 35, 35	4.5	400		
T835-600G	D2PAK	8 A Snubberless™ Triacs	8	600	80	125	I, II, III	35, 35, 35	4.5	400		
T835-600H	IPAK	8 A Snubberless™ Triacs	8	600	80	125	I, II, III	35, 35, 35	4.5	400		
BTA08-600BW	TO-220AB Ins	8 A Snubberless™ Triacs	8	600	80	125	I, II, III	50, 50, 50	7	1000		
BTB08-600BW	TO-220AB	8 A Snubberless™ Triacs	8	600	80	125	I, II, III	50, 50, 50	7	1000		
BTA08-600C	TO-220AB Ins	8 A Standard Triac	8	600	80	125	I, II, III, IV	25, 25, 25, 50	5.3 @5 V/μs	200		
BTB08-600C	TO-220AB	8 A Standard Triac	8	600	80	125	I, II, III, IV	25, 25, 25, 50	5.3 @5 V/μs	200		
BTA08-600B	TO-220AB Ins	8 A Standard Triac	8	600	80	125	I, II, III, IV	50, 50, 50, 100	5.3 @10 V/μs	400		
BTB08-600B	TO-220AB	8 A Standard Triac	8	600	80	125	I, II, III, IV	50, 50, 50, 100	5.3 @10 V/μs	400		
8 A, 800V Standard, Logic Level and Snubberless™ Triacs												
BTA08-800TW	TO-220AB Ins	8 A Logic Level Triacs	8	800	80	125	I, II, III	5, 5, 5	1.5 @10 V/μs	20		
BTB08-800TW	TO-220AB	8 A Logic Level Triacs	8	800	80	125	I, II, III	5, 5, 5	1.5 @10 V/μs	20		
BTA08-800SW	TO-220AB Ins	8 A Logic Level Triacs	8	800	80	125	I, II, III	10, 10, 10	3 @10 V/μs	40		

Note: * Without snubber if not indicated

600 V - 800V STANDARD AND SNUBBERLESS™ TRIACS

Part number	Package	General description	RMS on-state current	Repetitive peak off-state voltage	Non repetitive surge peak on-state current	Junction temperature	Triggering quadrants	Triggering gate current	Rate of decrease of commutating on-state current	Rising rate of off voltage
			$I_{T(RMS)}$	V_{DRM}/V_{RRM}	I_{TSM}	(T_J)		I_{GT} (I, II, III, IV)	(dI/dt)c min (@ T_J max) *	(dV/dt) @ T_J max
			max (A)	max (V)	max (A)	max (°C)		max (mA)	min (A/ms)	min (V/μs)
T810-800B	DPAK	8 A Logic Level Triacs	8	800	80	125	I, II, III	10, 10, 10	2.8	40
BTB08-800CW	TO-220AB	8 A Snubberless™ Triacs	8	800	80	125	I, II, III	35, 35, 35	4.5	400
T835-800B	DPAK	8 A Snubberless™ Triacs	8	800	80	125	I, II, III	35, 35, 35	4.5	400
T835-800H	IPAK	8 A Snubberless™ Triacs	8	800	80	125	I, II, III	35, 35, 35	4.5	400
T835-8G	D2PAK	8 A Snubberless™ Triacs	8	800	80	125	I, II, III	35, 35, 35	4.5	400
BTA08-800BW	TO-220AB Ins	8 A Snubberless™ Triacs	8	800	80	125	I, II, III	50, 50, 50	7	1000
T850-6G	D2PAK	8 A Snubberless™ Triacs	8	800	80	125	I, II, III	50, 50, 50	7	1000
T850-8G	D2PAK	8 A Snubberless™ Triacs	8	800	80	125	I, II, III	50, 50, 50	7	1000
BTA08-800C	TO-220AB Ins	8 A Standard Triac	8	800	80	125	I, II, III, IV	25, 25, 25, 50	5.3 @5V/μs	200
10 A, 600V Standard and Snubberless™ Triacs										
BTA10-600CW	TO-220AB Ins	10 A Snubberless™ Triac	10	600	100	125	I, II, III	35, 35, 35	5.5	500
T1035-6G	D2PAK	10 A Snubberless™ Triac	10	600	100	125	I, II, III	35, 35, 35	5.5	500
BTA10-600BW	TO-220AB Ins	10 A Snubberless™ Triac	10	600	100	125	I, II, III	50, 50, 50	9	1000
BTB10-600BW	TO-220AB	10 A Snubberless™ Triac	10	600	100	125	I, II, III	50, 50, 50	9	1000
BTA10-600C	TO-220AB Ins	10 A Standard Triac	10	600	100	125	I, II, III, IV	25, 25, 25, 50	4.4 @5V/μs	200
BTA10-600B	TO-220AB Ins	10 A Standard Triac	10	600	100	125	I, II, III, IV	50, 50, 50, 100	4.4 @10V/μs	400
10 A, 800V Standard and Snubberless™ Triacs										
BTA10-800CW	TO-220AB Ins	10 A Snubberless™ Triac	10	800	100	125	I, II, III	35, 35, 35	5.5	500
BTA10-800BW	TO-220AB Ins	10 A Snubberless™ Triac	10	800	100	125	I, II, III	50, 50, 50	9	1000
BTB10-800BW	TO-220AB	10 A Snubberless™ Triac	10	800	100	125	I, II, III	50, 50, 50	9	1000
T1050-8G	D2PAK	10 A Snubberless™ Triac	10	800	100	125	I, II, III	50, 50, 50	9	1000

Note: * Without snubber if not indicated

600 V - 800V STANDARD AND SNUBBERLESS™ TRIACS

Part number	Package	General description	RMS on-state current	Repetitive peak off-state voltage	Non repetitive surge peak on-state current	Junction temperature	Triggering quadrants	Triggering gate current	Rate of decrease of commutating on-state current	Rising rate of off voltage
			$I_{T(RMS)}$	V_{DRM}/V_{RRM}	I_{TSM}	(T_J)		I_{GT} (I, II, III, IV)	(dI/dt)c min (@ T_J max) *	(@ T_J max)
12 A, 600V Standard, Logic Level and Snubberless™ Triacs										
max (A)	max (V)	max (A)	max (°C)	max (mA)	min (A/ms)	min (V/μs)				
BTA12-600TW	TO-220AB Ins	12 A Logic Level Triacs	12	600	120	125	I, II, III	5, 5, 5	1 @10 V/μs	20
BTB12-600TW	TO-220AB	12 A Logic Level Triacs	12	600	120	125	I, II, III	5, 5, 5	1 @10 V/μs	20
T1205-600G	D2PAK	12 A Logic Level Triacs	12	600	120	125	I, II, III	5, 5, 5	1 @10 V/μs	40
BTA12-600SW	TO-220AB Ins	12 A Logic Level Triacs	12	600	120	125	I, II, III	10, 10, 10	2.9 @ 10 V/μs	40
BTB12-600SW	TO-220AB	12 A Logic Level Triacs	12	600	120	125	I, II, III	10, 10, 10	2.9 @ 10 V/μs	40
T1210-6G	D2PAK	12 A Logic Level Triacs	12	600	120	125	I, II, III	10, 10, 10	2.9 @ 10 V/μs	40
BTA12-600CW	TO-220AB Ins	12 A Snubberless™ Triac	12	600	120	125	I, II, III	35, 35, 35	6.5	500
BTB12-600CW	TO-220AB	12 A Snubberless™ Triac	12	600	120	125	I, II, III	35, 35, 35	6.5	500
T1235-600G	D2PAK	12 A Snubberless™ Triac	12	600	120	125	I, II, III	35, 35, 35	6.5	500
BTA12-600BW	TO-220AB Ins	12 A Snubberless™ Triac	12	600	120	125	I, II, III	50, 50, 50	12	1000
BTB12-600BW	TO-220AB	12 A Snubberless™ Triac	12	600	120	125	I, II, III	50, 50, 50	12	1000
T1250-600G	D2PAK	12 A Snubberless™ Triac	12	600	120	125	I, II, III	50, 50, 50	12	1000
BTA12-600C	TO-220AB Ins	12 A Standard Triac	12	600	120	125	I, II, III, IV	25, 25, 25, 50	5.3 @ 5 V/μs	200
BTB12-600C	TO-220AB	12 A Standard Triac	12	600	120	125	I, II, III, IV	25, 25, 25, 50	5.3 @ 5 V/μs	200
BTA12-600B	TO-220AB Ins	12 A Standard Triac	12	600	120	125	I, II, III, IV	50, 50, 50, 100	5.3 @ 10 V/μs	400
BTB12-600B	TO-220AB	12 A Standard Triac	12	600	120	125	I, II, III, IV	50, 50, 50, 100	5.3 @ 10 V/μs	400
12 A, 800V Standard, Logic Level and Snubberless™ Triacs										
BTA12-800SW	TO-220AB Ins	12 A Logic Level Triacs	12	800	120	125	I, II, III	10, 10, 10	2.9 @ 10 V/μs	40
BTB12-800SW	TO-220AB	12 A Logic Level Triacs	12	800	120	125	I, II, III	10, 10, 10	2.9 @ 10 V/μs	40
T1210-800G	D2PAK	12 A Logic Level Triacs	12	800	120	125	I, II, III	10, 10, 10	2.9 @ 10 V/μs	40
BTA12-800CW	TO-220AB Ins	12 A Snubberless™ Triac	12	800	120	125	I, II, III	35, 35, 35	6.5	500

Note: * Without snubber if not indicated

600 V - 800V STANDARD AND SNUBBERLESS™ TRIACS

Part number	Package	General description	RMS on-state current	Repetitive peak off-state voltage	Non repetitive surge peak on-state current	Junction temperature	Triggering quadrants	Triggering gate current	Rate of decrease of commutating on-state current	Rising rate of off voltage
			$I_{T(RMS)}$	V_{DRM}/V_{RRM}	I_{TSM}	(T_J)		I_{GT} (I, II, III, IV)	(dI/dt)c min (@ T_J max) *	(@ T_J max)
			max (A)	max (V)	max (A)	max (°C)				min (V/μs)
BTB12-800CW	TO-220AB	12 A Snubberless™ Triac	12	800	120	125	I, II, III	35, 35, 35	6.5	500
T1235-800G	D2PAK	12 A Snubberless™ Triac	12	800	120	125	I, II, III	35, 35, 35	6.5	500
BTA12-800BW	TO-220AB Ins	12 A Snubberless™ Triac	12	800	120	125	I, II, III	50, 50, 50	12	1000
BTB12-800BW	TO-220AB	12 A Snubberless™ Triac	12	800	120	125	I, II, III	50, 50, 50	12	1000
BTA12-800B	TO-220AB Ins	12 A Standard Triac	12	800	120	125	I, II, III, IV	50, 50, 50, 100	5.3 @ 10 V/μs	400
BTB12-800B	TO-220AB	12 A Standard Triac	12	800	120	125	I, II, III, IV	50, 50, 50, 100	5.3 @ 10 V/μs	400
16 A, 600V Standard, Logic Level and Snubberless™ Triacs										
BTA16-600SW	TO-220AB Ins	16 A Logic Level Triacs	16	600	160	125	I, II, III	10, 10, 10	3 @ 10 V/μs	40
BTB16-600SW	TO-220AB	16 A Logic Level Triacs	16	600	160	125	I, II, III	10, 10, 10	3 @ 10 V/μs	40
T1610-600G	D2PAK	16 A Logic Level Triacs	16	600	160	125	I, II, III	10, 10, 10	3 @ 10 V/μs	40
BTA16-600CW	TO-220AB Ins	16 A Snubberless™ Triac	16	600	160	125	I, II, III	35, 35, 35	8.5	500
BTB16-600CW	TO-220AB	16 A Snubberless™ Triac	16	600	160	125	I, II, III	35, 35, 35	8.5	500
T1635-600G	D2PAK	16 A Snubberless™ Triac	16	600	160	125	I, II, III	35, 35, 35	8.5	500
BTA16-600BW	TO-220AB Ins	16 A Snubberless™ Triac	16	600	160	125	I, II, III	50, 50, 50	14	1000
BTB16-600BW	TO-220AB	16 A Snubberless™ Triac	16	600	160	125	I, II, III	50, 50, 50	14	1000
T1650-600G	D2PAK	16 A Snubberless™ Triac	16	600	160	125	I, II, III	50, 50, 50	14	1000
BTA16-600C	TO-220AB Ins	16 A Standard Triac	16	600	160	125	I, II, III, IV	25, 25, 25, 50	7 @ 5 V/μs	200
BTB16-600C	TO-220AB	16 A Standard Triac	16	600	160	125	I, II, III, IV	25, 25, 25, 50	7 @ 5 V/μs	200
BTA16-600B	TO-220AB Ins	16 A Standard Triac	16	600	160	125	I, II, III, IV	50, 50, 50, 100	7 @ 10 V/μs	400
BTB16-600B	TO-220AB	16 A Standard Triac	16	600	160	125	I, II, III, IV	50, 50, 50, 100	7 @ 10 V/μs	400

Note: * Without snubber if not indicated

600 V - 800V STANDARD AND SNUBBERLESS™ TRIACS

Part number	Package	General description	RMS on-state current	Repetitive peak off-state voltage	Non repetitive surge peak on-state current	Junction temperature (T _J)	Triggering quadrants	Triggering gate current	Rate of decrease of commutating on-state current	Rising rate of off voltage
			I _{T(RMS)}	V _{DRM} / V _{RRM}	I _{TSM}	(°C)		I _{GT} (I, II, III, IV)	(dI/dt) _c min (@T _J max) *	(@T _J max)
16 A, 800V Standard, Logic Level and Snubberless™ Triacs										
			max (A)	max (V)	max (A)	max (°C)			min (A/ms)	min (V/μs)
BTA16-800SW	TO-220AB Ins	16 A Logic Level Triacs	16	800	160	125	I, II, III	10, 10, 10	3 @ 10 V/μs	40
BTB16-800SW	TO-220AB	16 A Logic Level Triacs	16	800	160	125	I, II, III	10, 10, 10	3 @ 10 V/μs	40
T1610-800G	D2PAK	16 A Logic Level Triacs	16	800	160	125	I, II, III	10, 10, 10	3 @ 10 V/μs	40
BTA16-800CW	TO-220AB Ins	16 A Snubberless™ Triac	16	800	160	125	I, II, III	35, 35, 35	8.5	500
BTB16-800CW	TO-220AB	16 A Snubberless™ Triac	16	800	160	125	I, II, III	35, 35, 35	8.5	500
T1635-800G	D2PAK	16 A Snubberless™ Triac	16	800	160	125	I, II, III	35, 35, 35	8.5	500
BTA16-800BW	TO-220AB Ins	16 A Snubberless™ Triac	16	800	160	125	I, II, III	50, 50, 50	14	1000
BTB16-800BW	TO-220AB	16 A Snubberless™ Triac	16	800	160	125	I, II, III	50, 50, 50	14	1000
BTA16-800B	TO-220AB Ins	16 A Standard Triac	16	800	160	125	I, II, III, IV	50, 50, 50, 100	7 @ 10 V/μs	400
BTB16-800B	TO-220AB	16 A Standard Triac	16	800	160	125	I, II, III, IV	50, 50, 50, 100	7 @ 10 V/μs	400
20 A Snubberless™ Triacs										
BTA20-600CWRG	TO-220AB Ins	20 A Snubberless™ Triac	20	600	200	125	I, II, III	35, 35, 35	20 @ 10 V/μs	250
25 A, 600V Standard and Snubberless™ Triacs										
BTA24-600CWRG	TO-220AB Ins	25 A Snubberless™ Triac	25	600	250	125	I, II, III	35, 35, 35	13	500
BTA25-600CWRG	RD-91	25 A Snubberless™ Triac	25	600	250	125	I, II, III	35, 35, 35	13	500
BTA26-600CWRG	TOP 3 ISOL	25 A Snubberless™ Triac	25	600	250	125	I, II, III	35, 35, 35	13	500
BTB24-600CWRG	TO-220AB	25 A Snubberless™ Triac	25	600	250	125	I, II, III	35, 35, 35	13	500
BTA24-600BWRG	TO-220AB Ins	25 A Snubberless™ Triac	25	600	250	125	I, II, III	50, 50, 50	22	1000
BTA25-600BWRG	RD-91	25 A Snubberless™ Triac	25	600	250	125	I, II, III	50, 50, 50	22	1000
BTA26-600BWRG	TOP 3 ISOL	25 A Snubberless™ Triac	25	600	250	125	I, II, III	50, 50, 50	22	1000

Note: * Without snubber if not indicated

600 V - 800V STANDARD AND SNUBBERLESS™ TRIACS

Part number	Package	General description	RMS on-state current	Repetitive peak off-state voltage	Non repetitive surge peak on-state current	Junction temperature (T _J)	Triggering quadrants	Triggering gate current	Rate of decrease of commutating on-state current	Rising rate of off voltage
			I _{T(RMS)}	V _{DRM} / V _{RRM}	I _{TSM}	(°C)		I _{GT} (I, II, III, IV)	(di/dt) _c min (@T _J max) *	dV/dt (@T _J max)
			max (A)	max (V)	max (A)	max (°C)			min (A/ms)	min (V/μs)
BTB24-600BWRG	TO-220AB	25 A Snubberless™ Triac	25	600	250	125	I, II, III	50, 50, 50	22	1000
T2650-6PF	TO3-PF	25 A Snubberless™ Triac	25	600	250	125	I, II, III	50, 50, 50	22	1000
BTA25-600BRG	RD-91	25 A Standard Triac	25	600	250	125	I, II, III, IV	50, 50, 50, 100	13 @ 10 V/μs	500
BTA26-600BRG	TOP 3 ISOL	25 A Standard Triac	25	600	250	125	I, II, III, IV	50, 50, 50, 100	13 @ 10 V/μs	500
BTB24-600BRG	TO-220AB	25 A Standard Triac	25	600	250	125	I, II, III, IV	50, 50, 50, 100	13 @ 10 V/μs	500
BTB26-600BRG	TOP 3	25 A Standard Triac	25	600	250	125	I, II, III, IV	50, 50, 50, 100	13 @ 10 V/μs	500
25 A, 800V Standard and Snubberless™ Triacs										
BTA24-800CWRG	TO-220AB Ins	25 A Snubberless™ Triac	25	800	250	125	I, II, III	35, 35, 35	13	500
BTA25-800CWRG	RD-91	25 A Snubberless™ Triac	25	800	250	125	I, II, III	35, 35, 35	13	500
BTA26-800CWRG	TOP 3 ISOL	25 A Snubberless™ Triac	25	800	250	125	I, II, III	35, 35, 35	13	500
BTB24-800CWRG	TO-220AB	25 A Snubberless™ Triac	25	800	250	125	I, II, III	35, 35, 35	13	500
T2535-800G	D2PAK	25 A Snubberless™ Triac	25	800	250	125	I, II, III	35, 35, 35	13	500
BTA24-800BWRG	TO-220AB Ins	25 A Snubberless™ Triac	25	800	250	125	I, II, III	50, 50, 50	22	1000
BTA25-800BWRG	RD-91	25 A Snubberless™ Triac	25	800	250	125	I, II, III	50, 50, 50	22	1000
BTA26-800BWRG	TOP 3 ISOL	25 A Snubberless™ Triac	25	800	250	125	I, II, III	50, 50, 50	22	1000
BTB24-800BWRG	TO-220AB	25 A Snubberless™ Triac	25	800	250	125	I, II, III	50, 50, 50	22	1000
BTA25-800BRG	RD-91	25 A Standard Triac	25	800	250	125	I, II, III, IV	50, 50, 50, 100	13 @ 10 V/μs	500
BTA26-800BRG	TOP 3 ISOL	25 A Standard Triac	25	800	250	125	I, II, III, IV	50, 50, 50, 100	13 @ 10 V/μs	500
BTB24-800BRG	TO-220AB	25 A Standard Triac	25	800	250	125	I, II, III, IV	50, 50, 50, 100	13 @ 10 V/μs	500
BTB26-800BRG	TOP 3	25 A Standard Triac	25	800	250	125	I, II, III, IV	50, 50, 50, 100	13 @ 10 V/μs	500

Note: * Without snubber if not indicated

600 V - 800V STANDARD AND SNUBBERLESS™ TRIACS

Part number	Package	General description	RMS on-state current	Repetitive peak off-state voltage	Non repetitive surge peak on-state current	Junction temperature	Triggering quadrants	Triggering gate current	Rate of decrease of commutating on-state current	Rising rate of off voltage
			$I_{T(RMS)}$	V_{DRM}/V_{RRM}	I_{TSM}	(T_J)		(I, II, III, IV)	(dI/dt) _c min (@ T_J max) *	dV/dt (@ T_J max)
40 A, 600V Standard and Snubberless™ Triacs										
max (A)	max (V)	max (A)	max (°C)	max (mA)	min (A/ms)	min (V/μs)				
T4050-6PF	T03PF	40 A Snubberless™ Triac	40	600	400	125	I, II, III	50, 50, 50	25	500
BTA40-600B	RD-91	40 A Standard Triac	40	600	400	125	I, II, III, IV	50, 50, 50, 100	20 @ 10 V/μs	500
BTB41-600B	TOP 3	40 A Standard Triac	40	600	400	125	I, II, III, IV	50, 50, 50, 100	20 @ 10 V/μs	500
BTA41-600B	TOP 3 ISOL	40 A Standard Triac	40	600	400	125	I, II, III, IV	50, 50, 50, 100	20 @ 10 V/μs	500
40 A, 800V Standard Triacs										
BTA40-800B	RD-91	40 A Standard Triac	40	800	400	125	I, II, III, IV	50, 50, 50, 100	20 @ 10 V/μs	500
BTB41-800B	TOP 3	40 A Standard Triac	40	800	400	125	I, II, III, IV	50, 50, 50, 100	20 @ 10 V/μs	500
BTA41-800B	TOP 3 ISOL	40 A Standard Triac	40	800	400	125	I, II, III, IV	50, 50, 50, 100	20 @ 10 V/μs	500

Note: * Without snubber if not indicated

1200 V TRIACS

Part number	Package	General description	RMS on-state current $I_{T(RMS)}$	Repetitive peak off-state voltage V_{DRM}/V_{RRM}	Non repetitive surge peak on-state current I_{TSM}	Junction temperature (T_J)	Triggering quadrants	Triggering gate current I_{GT} (I, II, III, IV)	Rate of decrease of commutating on-state current (dI/dt)c min (@ T_J max)	Rising rate of off voltage dV/dt (@ T_J max)
			max (A)	max (V)	max (A)	max (°C)		max (mA)	min (A/ms)	min (V/μs)
1200 V Alternistor Triacs										
TXDV1212	T0-220AB Ins	12 A Alternistor Triac	12	1200	120	125	I, II, III	100,100,100	30 @ 10 V/μs	2000
TPDV1225	TOP 3 ISOL	25 A Alternistor Triac	25	1200	250	125	I, II, III	150, 150, 150	88 @ 10 V/μs	2000
TPDV1240	TOP 3 ISOL	40 A Alternistor Triac	40	1200	350	125	I, II, III	200,200,200	142 @ 10 V/μs	500
1200 V Snubberless™ Triacs										
T2550-12T	T0-220AB	25 A High Voltage Snubberless™ Triac	25	1200	240	125	I, II, III	50, 50, 50	20	2500
T2550-12I	T0-220AB ins	25 A High Voltage Snubberless™ Triac	25	1200	240	125	I, II, III	50, 50, 50	20	2500
T2550-12G	D²PAK	25 A High Voltage Snubberless™ Triac	25	1200	240	125	I, II, III	50, 50, 50	20	2500

AUTOMATIC VOLTAGE SWITCHES

Part number	Package	General description	RMS on-state current $I_{T(RMS)}$	Repetitive peak off-state voltage V_{DRM}/V_{RRM}	Non repetitive surge peak on-state current I_{TSM}	Junction temperature (T_J)	Triggering quadrants	Rate of decrease of commutating on-state current (dI/dt)c min (@ T_J max)	Rising rate of off voltage dV/dt (@ T_J max)
			max (A)	max (V)	max (A)	max (°C)		min (A/ms)	min (V/μs)
AVS08CB	T0-220AB	Automatic voltage switch (SMPS < 200 W)	8	500	65	125	I, II, III	100	-
AVS10CB	T0-220AB	Automatic voltage switch (SMPS < 300 W)	8	600	80	125	I, II, III	100	50
AVS12CB	T0-220AB	Automatic voltage switch (SMPS < 500 W)	12	600	100	125	I, II, III	100	50

Diacs

TRIGGER DIODES

Part number	Package	General description	Breakover voltage (V_{BO})	Breakover voltage (V_{BO})	Junction temperature (T)
			min (V)	max (V)	max (°C)
DB3	DO-35	Diac	28	36	125
DB3TG	DO-35	Diac with tight VBO	30	34	125
DB4	DO-35	Diac with 40 V VBO	35	45	125
SMDB3	SOT-23	Diac	28	36	125
TMMDB3	MINIMELF	Diac	28	36	125
TMMDB3TG	MINIMELF	Diac with tight VBO	30	34	125

Evaluation boards

Board PN	Description	SCR	High Temp Triacs	ACST	ACST™
Starter Kit					
STEVAL-IHT005V2	Full 3.3 V ACS/Triac control using the STM32		T1635H-6T	ACST1635-8FP	ACS108-8SA
STEVAL-GLA001V1	Insulated AC Switches control (NUCLEO compatible)		T1635T-8FP	ACST310-8B	ACS108-8TN
Motor Control					
STEVAL-IHM029V2	Universal motor control based on the STM8S		T1235T-8T		
STEVAL-IHM041V1	Universal motor driver with speed control based on the STM8		T1635T-8I		
Home Appliance					
STEVAL-IHT001V2	Cold thermostat kit based on the STM8S			ACST610-8FP	ACS110-7SN
STEVAL-IHT003V2	Low loss e-starter for compressor starter circuits			ACST610-8T	
Light Dimmers					
STEVAL-ILD003V2	Analog wall dimmer for CFL/LED lamps	TS820-600FP			
STEVAL-ILD004V2	Digital wall dimmer for halogen and low-consumption lamps	TS820-600FP			
Active Inrush Current Limiters					
STEVAL-IHT008V1	Low standby loss front-end with inrush current limitation and insulated AC switch control		T1635T-8FP	ACST210-8FP	ACS108-8SN
STEVAL-ISF003V1	Low standby losses power front-end with inrush current-limitation	TN5050H-12WY			
STEVAL-SCR001V1	Inrush current solution with bypass SCR	TN5015H-6G			
STEVAL-DPSTPFC1	3.6kW totem pole PFC with inrush limiter reference design using TN3050H-12WY & SCTW35N65G2V	TN3050H-12WY			

Application Notes

Application Note Reference	Description
Thyristors	
AN2703	Parameter list for SCRs, TRIACs, AC switches, and DIACS
AN4363	How to select the Triac, ACS, or ACST that fits your application
AN4607	Basics on the thyristor (SCR) structure and its application
Thermal Management	
AN533	SCRs, TRIACs, and AC switches, thermal management precautions for handling and mounting
Control	
AN3168	Non-insulated SCR / Triac control circuits
AN5114	Controlling a Triac with an opto-Triac
AN2986	AC switch triggering with 3.3 V power supply
AN440	Triac control with a microcontroller powered from a positive supply
Application	
AN439	Snubberless™ and logic level TRIAC behavior at turn-off with resistive and inductive loads
AN4606	Inrush-current limiter circuits (ICL) with Triacs and Thyristors (SCR) and controlled bridge design tips
AN4993	How to implement an SCR or a Triac in hybrid relay applications & Insulated control circuits