



Background suppression sensor ML6-8-H-120-RT/59/65a/95/136



- Precise background suppression
- Adjustable background suppression
- Small, sharp light spot
- Very small black-white difference
- Highly visible LEDs for Power-On, switching status, short-circuit, and undervoltage
- Metal-reinforced fastening holes
- Push-pull output

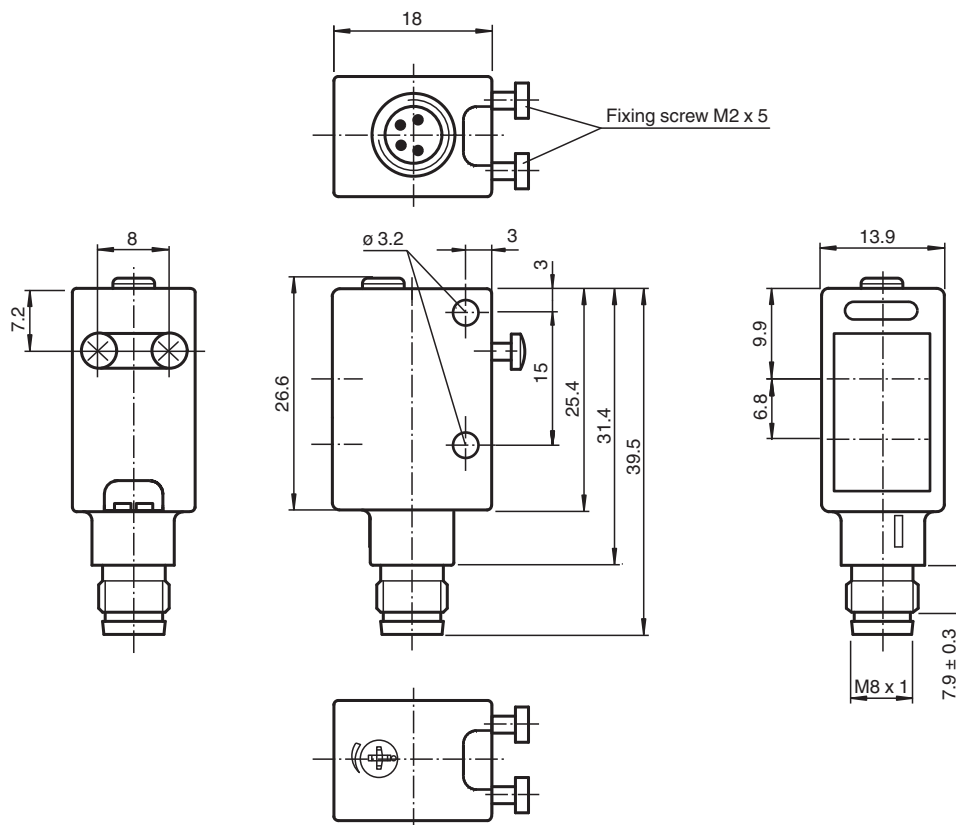
Triangulation sensor with background suppression for standard applications, miniature design, 120 mm adjustable detection range, light/dark on, red light, two push-pull outputs, M8 plug



Function

The ML6 series is characterized by a robust, powerful and standard design in a miniature housing. The housing offers IP67/IP69K degree of protection, a food-grade lens, highly visible LEDs and robust all-metal bushings for mounting. Adjustable and tamper-proof sensors with a double push-pull output are available. The sensors have a high ambient light limit. Reflections from the background are suppressed. The unusually small, sharp light spot and the quick response time offer maximum switching precision on object edges. Clearly visible red light sources facilitates alignment. A high-performance fixed focus background suppressor is a useful feature. The sensors are suitable for precise object detection and open up a wide range of application fields.

Dimensions



Technical Data

General specifications

Detection range	15 ... 120 mm
Detection range min.	10 ... 30 mm
Detection range max.	18 ... 120 mm
Adjustment range	30 ... 120 mm
Reference target	standard white, 100 mm x 100 mm
Light source	LED
Light type	modulated visible red light , 660 nm
Black-white difference (6 %/90 %)	< 10 %
Diameter of the light spot	approx. 5 mm at detection range 120 mm
Ambient light limit	
Continuous light	40000 Lux
Modulated light	5000 Lux

Functional safety related parameters

MTTF _d	1940 a
Mission Time (T _M)	20 a
Diagnostic Coverage (DC)	0 %

Indicators/operating means

Operation indicator	LED green, statically lit Power on , Undervoltage indicator: Green LED, pulsing (approx. 0.8 Hz) , short-circuit : LED green flashing (approx. 4 Hz)
Function indicator	LED yellow: lights when object is detected
Control elements	Sensing range adjuster

Electrical specifications

Release date: 2021-09-29 Date of issue: 2021-09-29 Filename: 182444_eng.pdf

Refer to "General Notes Relating to Pepperl+Fuchs Product Information".

Pepperl+Fuchs Group
www.pepperl-fuchs.com

USA: +1 330 486 0001
fa-info@us.pepperl-fuchs.com

Germany: +49 621 776 1111
fa-info@de.pepperl-fuchs.com

Singapore: +65 6779 9091
fa-info@sg.pepperl-fuchs.com

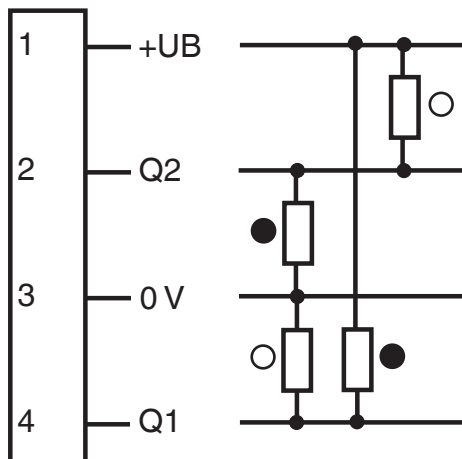
 **PEPPERL+FUCHS**

Technical Data

Operating voltage	U_B	10 ... 30 V DC , class 2
Ripple		max. 10 %
No-load supply current	I_0	< 25 mA
Output		
Switching type		light/dark on, programmable
Signal output		2 push-pull (4 in 1) outputs, complementary, short-circuit proof, reverse polarity protected
Switching voltage		max. 30 V DC
Switching current		max. 100 mA
Voltage drop	U_d	≤ 2.5 V DC
Switching frequency	f	1000 Hz
Response time		500 μ s
Conformity		
Product standard		EN 60947-5-2
Compliance with standards and directives		
Standard conformity		
Shock and impact resistance		IEC / EN 60068. half-sine, 40 g in each X, Y and Z directions
Vibration resistance		IEC / EN 60068-2-6. Sinus. 10 -150 Hz, 5 g in each X, Y and Z directions
Approvals and certificates		
UL approval		cULus Listed
CCC approval		CCC approval / marking not required for products rated ≤ 36 V
Ambient conditions		
Ambient temperature		-20 ... 60 °C (-4 ... 140 °F)
Storage temperature		-40 ... 75 °C (-40 ... 167 °F)
Mechanical specifications		
Housing width		13.9 mm
Housing height		31.4 mm
Housing depth		18 mm
Degree of protection		IP67 / IP69K
Connection		M8 x 1 connector, 4-pin
Material		
Housing		ABS
Optical face		PMMA
Mass		approx. 10 g

Connection Assignment

Option:



Release date: 2021-09-29 Date of issue: 2021-09-29 Filename: 182444_eng.pdf

Refer to "General Notes Relating to Pepperl+Fuchs Product Information".

Pepperl+Fuchs Group
www.pepperl-fuchs.com

USA: +1 330 486 0001
fa-info@us.pepperl-fuchs.com

Germany: +49 621 776 1111
fa-info@de.pepperl-fuchs.com

Singapore: +65 6779 9091
fa-info@sg.pepperl-fuchs.com

 PEPPERL+FUCHS

- = Light on
- = Dark on

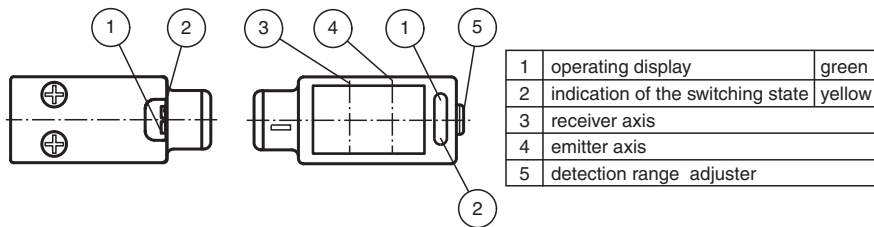
Connection Assignment



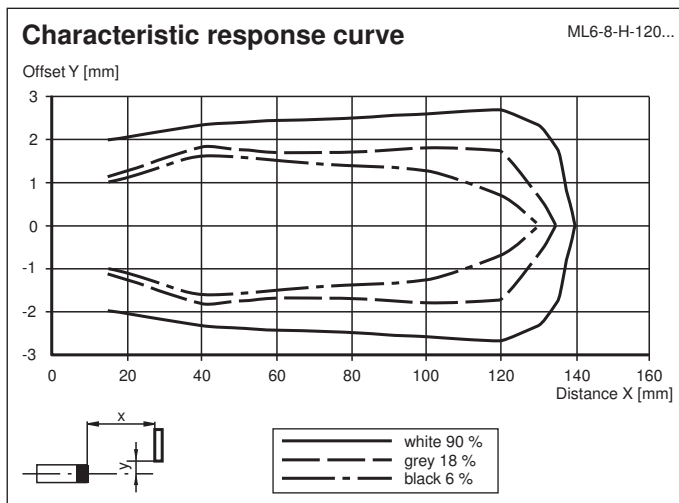
Wire colors in accordance with EN 60947-5-2

- | | | |
|---|----|---------|
| 1 | BN | (brown) |
| 2 | WH | (white) |
| 3 | BU | (blue) |
| 4 | BK | (black) |

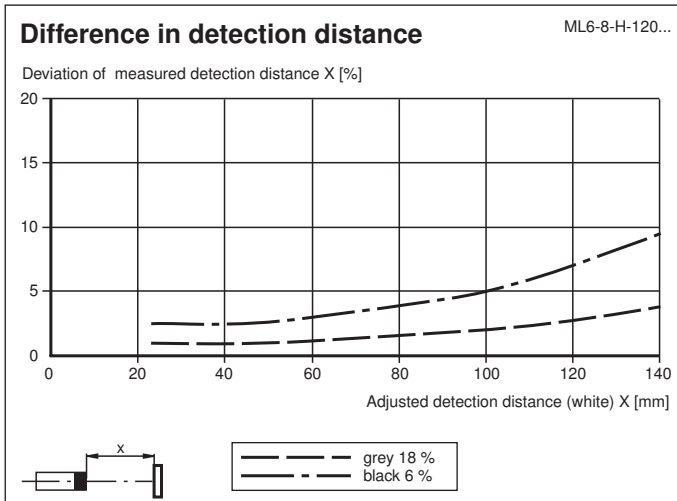
Assembly









Characteristic Curve



Release date: 2021-09-29 Date of issue: 2021-09-29 Filename: 182444_eng.pdf



Accessories

	OMH-4.1	Mounting Clamp
	OMH-ML6	Mounting bracket
	OMH-ML6-U	Mounting bracket
	OMH-ML6-Z	Mounting bracket
	V31-GM-5M-PUR	Female cordset single-ended M8 straight A-coded, 4-pin, PUR cable grey
	V31-WM-5M-PUR	Female cordset single-ended M8 angled A-coded, 4-pin, PUR cable grey

Release date: 2021-09-29 Date of issue: 2021-09-29 Filename: 182444_eng.pdf