

Ratings

Voltage: 60 V
 Current: 1 A
 Waterproof: IP 67

Operating Temperature Range

-40 ~ 85 °C

Materials

- ① Insulator: Nylon 66 + 30% glass fiber, black
- ② Pin: brass, gold-flashing
- ③ Shell: brass, nickel plated
- ④ O-ring: rubber
- ⑤ Hexagonal nut: brass, nickel plated

Electrical Requirements

Dielectric strength: 1 min @ 500 Vac
 Insulation resistance: 10⁸ Ω min
 Contact resistance: 10 mΩ or less

Mechanical Requirements

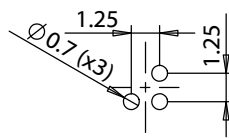
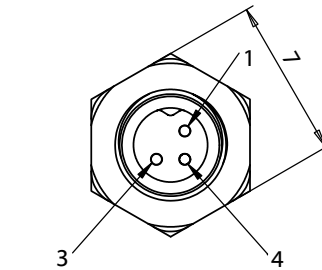
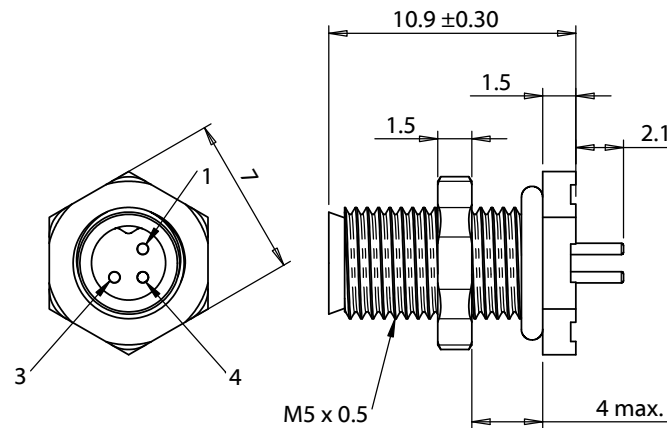
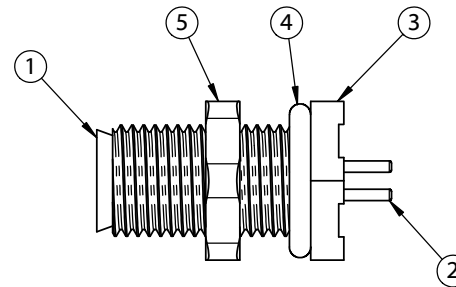

Insertion force: 0.82 kgf max
 Withdrawal force: 0.62 kgf max
 Life cycle: 500 mating cycles

Environmental Requirements

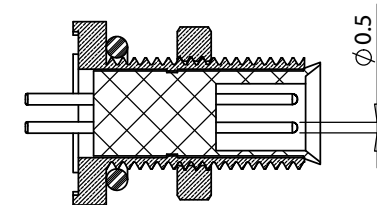
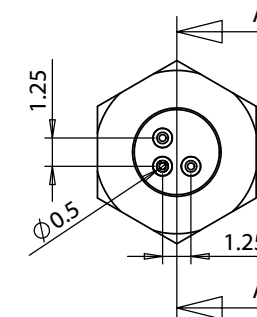
Cold test: -25 °C for 2 hours without deformation
 Heat test: 85 °C for 16 hours while maintaining minimum 10⁸ Ω insulation resistance

Assembly info

Wire guage: 26 AWG max (Ø0.55 mm)
 Panel cutout: Ø5.1 mm recommended



PCB Layout



SECTION A-A

Revision:	Date:	Description:	Prepared:	Notes:	<h1>TENSILITY</h1> tel 1.541.323.3228 800 877.670.7118 fax 1.541.323.4202 web tensility.com
A	8/7/2018	Initial release	Verified:	RoHS compliant Function test: no open, no short circuit, no intermittent	
A1	12/10/2018	Added PCB layout	Dimensions are in millimeters. Tolerances: X: ± 0.3 mm X.X: ± 0.1 mm X.XX: ± 0.05 mm	Description: Connector, 3 pin M5 plug, 5xL13mm, gold plated, panel mount, PCB, IP67	Size: Part number: A 54-00094
					Scale: 3:1 Sheet 1 of 1