

Description: 1608 1.805G-2.025GHz Band Pass Filter

PART NUMBER: BPF1608LM02R1880A

Features:

- Compact size : 1.6x0.8x0.6mm
- RoHS compliant

Applications:

- WWAN

ELECTRICAL SPECIFICATIONS

DESCRIPTION	Value
Pass Band	1805~2025 MHz
Insertion Loss	1.5dB (Max) at 25°C
V.S.W.R / Return Loss	2.0 (Max) / 10dB (Min.)
Attenuation	30dB (Min). @700~950 MHz 30dB (Min). @950~1050 MHz 30dB (Min). @2400~2500 MHz 30dB (Min). @2700~5150 MHz 30dB (Min). @5150~5850 MHz 20dB (Min). @5850~12750 MHz
Operating Temperature	-40 ~ 85°C

In the effort to improve our products, we reserve the right to make changes judged to be necessary.

CONFIDENTIAL AND PROPRIETARY INFORMATION

This document contains confidential and proprietary information of Pulse Electronics, Inc. (Pulse) and is protected by copyright, trade secret and other state and federal laws. Its receipt or possession does not convey any rights to reproduce, disclose its contents, or to manufacture, use or sell anything it may describe. Reproduction, disclosure or use without specific written authorization of Pulse is strictly forbidden.

For more information:



Pulse Worldwide Headquarters
 15255 Innovation Drive #100
 San Diego, CA 92128
 USA
 Tel:1-858-674-8100

Pulse/Larsen Antennas
 18110 SE 34th St Bldg 2 Suite 250
 Vancouver, WA 98683
 USA
 Tel: 1-360-944-7551

Europe Headquarters
 Pulse GmbH & Do, KG
 Zeppelinstrasse 15
 Herrenberg, Germany
 Tel: 49 7032 7806 0

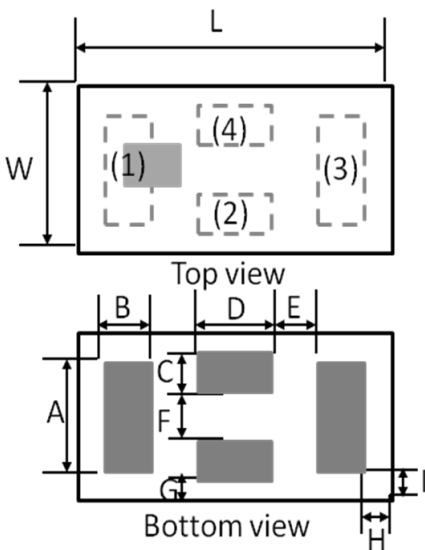
Pulse (Suzhou) Wireless Products Co, Inc.
 99 Huo Ju Road(#29 Bldg,4th Phase
 Suzhou New District
 Jiangsu Province, Suzhou 215009 PR China
 Tel: 86 512 6807 9998

Description: 1608 1.805G-2.025GHz Band Pass Filter

PART NUMBER: BPF1608LM02R1880A

MECHANICAL DIMENSION

Outline



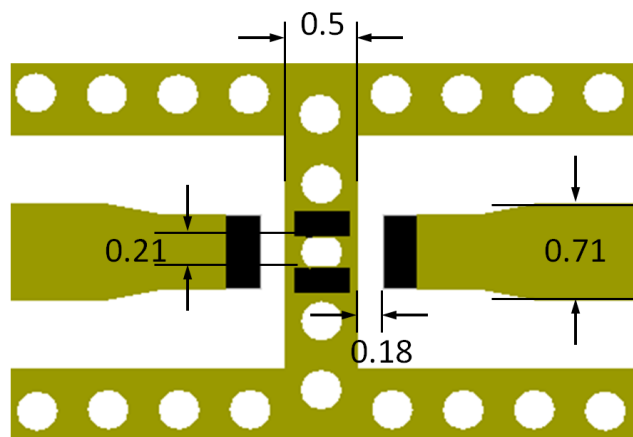
Termination

Terminal name	Function
(1)	Input
(2)	GND
(3)	Output
(4)	GND

Mechanical

	Dimension
L (mm)	1.60±0.15
W (mm)	0.80±0.15
T (mm)	0.60±0.15
A (mm)	0.55±0.10
B (mm)	0.25±0.10
C (mm)	0.195±0.10
D (mm)	0.40±0.10
E (mm)	0.23±0.10
F (mm)	0.21±0.10
G (mm)	0.10±0.10
H (mm)	0.12±0.10
I (mm)	0.125±0.10

Reference design of EVB



Line width should be designed to match 50Ω characteristic impedance, depending on PCB material and thickness.

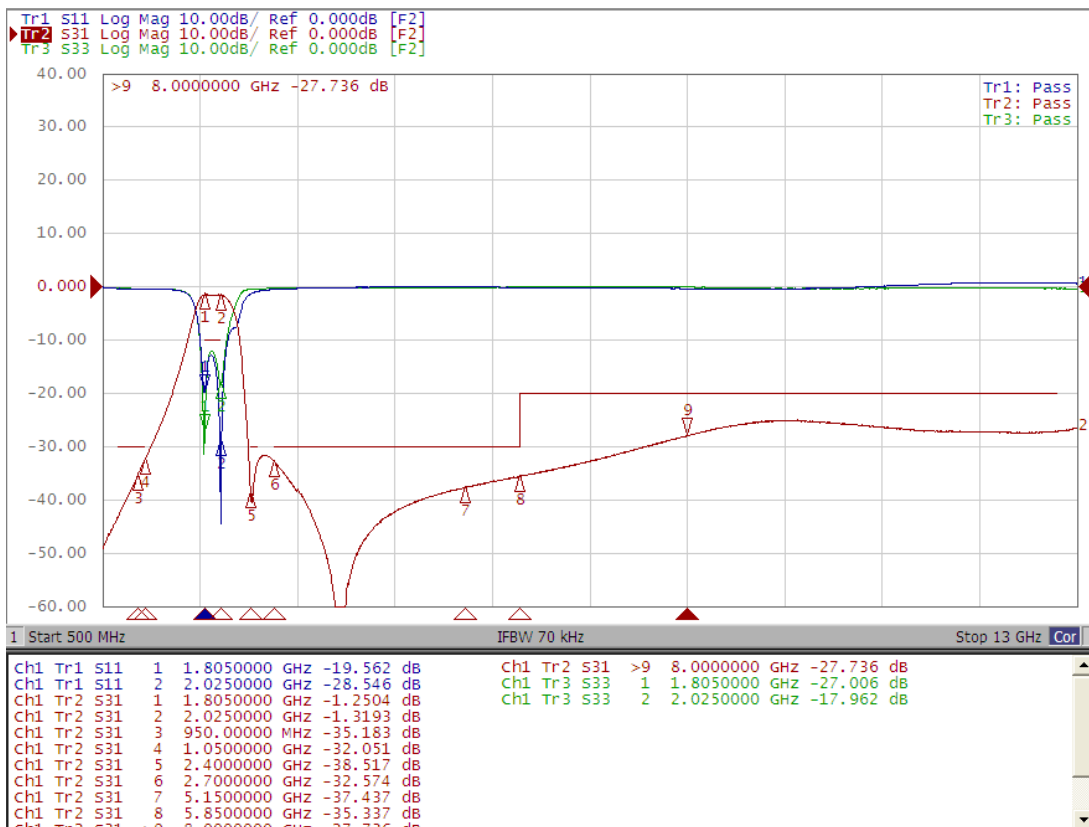
In the effort to improve our products, we reserve the right to make changes judged to be necessary.
CONFIDENTIAL AND PROPRIETARY INFORMATION

This document contains confidential and proprietary information of Pulse Electronics, Inc. (Pulse) and is protected by copyright, trade secret and other state and federal laws. Its receipt or possession does not convey any rights to reproduce, disclose its contents, or to manufacture, use or sell anything it may describe. Reproduction, disclosure or use without specific written authorization of Pulse is strictly forbidden.

Description: 1608 1.805G-2.025GHz Band Pass Filter

PART NUMBER: BPF1608LM02R1880A

ELECTRICAL PERFORMANCES



- Measured on Agilent E5071C Network Analyzer
- Input port : Port 1 (Return loss : S11)
- Output port : Port 2 (Return loss : S33)
- Insertion loss : S31

Frequency Characteristics

In the effort to improve our products, we reserve the right to make changes judged to be necessary.

CONFIDENTIAL AND PROPRIETARY INFORMATION

This document contains confidential and proprietary information of Pulse Electronics, Inc. (Pulse) and is protected by copyright, trade secret and other state and federal laws. Its receipt or possession does not convey any rights to reproduce, disclose its contents, or to manufacture, use or sell anything it may describe. Reproduction, disclosure or use without specific written authorization of Pulse is strictly forbidden.

Description: 1608 1.805G-2.025GHz Band Pass Filter

PART NUMBER: BPF1608LM02R1880A

REVISION HISTORY

Revision	Date	Description
Version 1	Oct. 06, 2020	- New issue