

SUMMARY



Image is for illustrative purpose only

Wires

Coax 1

Series 00
Termination type Female solder
IP rating 68 when mated
AWG wire size 0.00 - 0.00
Cable Ø 0.00 - 0.00 mm
Status active

Download

[Request a quote](#)

[Catalog](#)

TECHNICAL DETAILS

Mechanics

Shell Style/Model EWF*: Fixed receptacle, nut fixing, vacuum-tight (back panel mounting)
Keying Circular, female
Housing Material Brass (chrome plated [SAE AMS 2460]) shell and collet nut, nickel plated [SAE AMS QQ N 290] brass latch sleeve and mid pieces
Variant PV : Watertight / Vacuum-tested unmated
Weight 3.95 g

Performance

Configuration 00.250 : 1 Coax (50 Ohm)
Insulator L: PEEK (UL 94 / V-0/1.5)
Rated Current 4 Amps

Specifications

Contact Type: Coaxial 50 Ohm (Solder)
Contact Dia.: 0.7 mm (0.028in)
Bucket Dia.: 0.6 mm (0.024in)
Test voltage: 2.1 kV (rms)
R (max): 6.1 mOhm
Vtest: 2100 V (AC), 3000 V (DC)

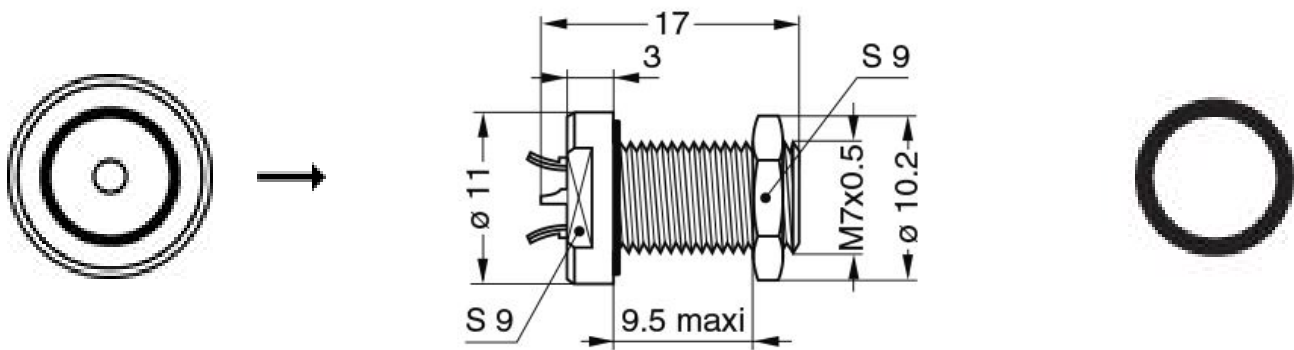
LEMO products and services are provided "as is". LEMO makes no warranties or representations with regard to LEMO product & services or use of them, express, implied or statutory, including for accuracy, completeness, or security. The user is fully responsible for his products and applications using LEMO components.

□
 Impedance: 50 Ohm
 VSWR: 1.09 + 0.11 * f/GHz

Others

Endurance (Shell): 5000 mating cycles
 F ret (min): 100 N
 R leak (He) (max): 0.0000001 mbar*l/s (if vacuum-tested)
 Salt Spray Corrosion: >1000 hr
 Pressure: 60 bars

DRAWINGS



Dimensions








| | A | L |
|-----|------|------|
| mm. | 10.3 | 17 |
| in. | 0,41 | 0,67 |

RECOMMENDED BY LEMO

Tools

LEMO products and services are provided "as is". LEMO makes no warranties or representations with regard to LEMO product & services or use of them, express, implied or statutory, including for accuracy, completeness, or security. The user is fully responsible for his products and applications using LEMO components.

Cables

| | | | |
|---------------------|-----------|-------|--|
| 159580 | PVC | Black | |
| 17420 | PVC | Black |  |
| 17450 | COPOLYMER | Black |  |
| 178190 | PTFE | Brown | |
| 18000 | PTFE | Brown |  |
| 18700 | PTFE | White |  |
| 18800 | PTFE | White | |
| 196270 | PTFE | White | |
| 31600 | PTFE | Brown | |
| 62000 | PVC | Black | |
| CCX.50.030.083.180B | | White | |
| CCX.50.RG0.58AU14B | FEP | White | |
| CCX.50.RG1.74-U25N | PVC | Black | |
| CCX.50.RG1.74AU28N | PVC | Black | |
| CCX.50.RG1.74AU28N | PVC | Black |  |
| CCX.50.RG1.74U25N | PVC | Black | |
| CCX.50.RG1.78BU18M | FEP | Brown | |
| CCX.50.RG1.78BU18M | PTFE | Brown | |
| CCX.50.RG1.88AU24B | TFE | White | |
| CCX.50.RG1.88AU26B | PFA | White | |
| CCX.50.RG1.88AU26B | PTFE | White | |
| CCX.50.RG1.96AU19B | PTFE | White | |
| CCX.50.RG1.96AU20B | PFA | White | |
| CCX.50.RG3.16BU26M | FEP | Brown | |
| CCX.50.RG3.16U28M | PTFE | Brown | |
| CCX.75.040.195327G | PVC | Grey | |
| CCX.75.RG0.59BU62N | PVC | Black | |
| CCX.75.RG1.79BU26M | FEP | Brown | |
| CCX.75.RG1.87AU26B | PFA | White | |
| CCX.75.RG1.87AU27B | PTFE | White |  |
| CCX.93.RG0.62AU62N | PVC | Black | |
| CCX.95.RG1.80BU36M | PTFE | Brown |  |
| CCX.95.RG1.95AU37B | PFA | White | |

LEMO products and services are provided "as is". LEMO makes no warranties or representations with regard to LEMO product & services or use of them, express, implied or statutory, including for accuracy, completeness, or security. The user is fully responsible for his products and applications using LEMO components.