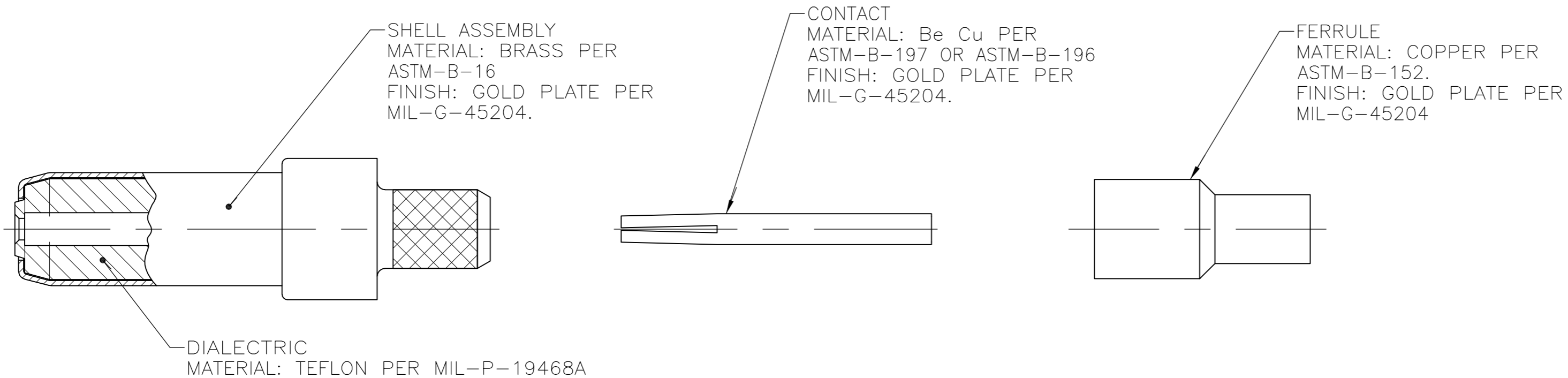
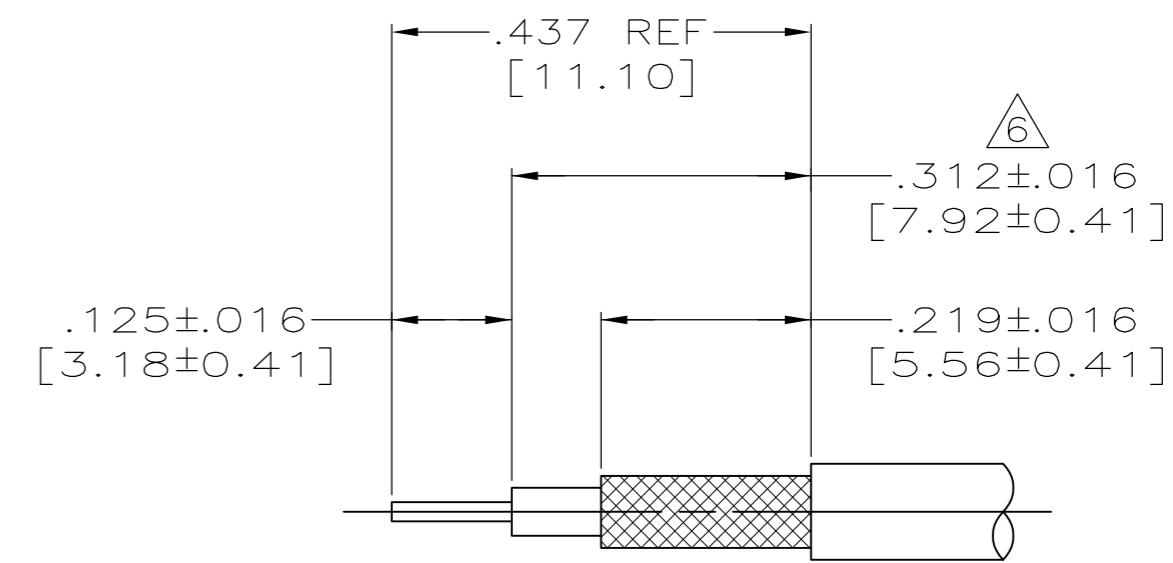
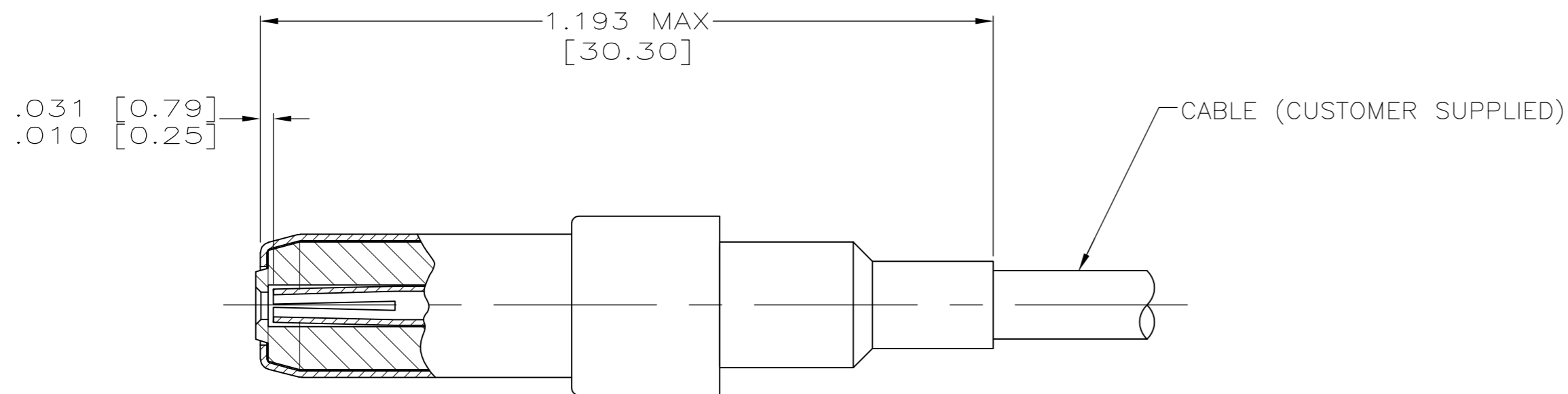


THIS DRAWING IS UNPUBLISHED. RELEASED FOR PUBLICATION
 © COPYRIGHT BY TYCO ELECTRONICS CORPORATION. ALL INTERNATIONAL RIGHTS RESERVED.

LOC	DIST	REVISIONS					
DF	X0	P	LTR	DESCRIPTION	DATE	DWN	APVD
		M		REV PER ECO-08-029134	01JUN10	PY	JG

ASSEMBLED VIEW



- FOR USE WITH RG-188U, 188/AU OR 316/U CABLE.
- FERRULE CRIMPING TOOL: 220066-2, CRIMP C OR 220009-1 OR 220066-1, CRIMP C.
- CONTACT CRIMPING TOOL: M22520/2-01 OR AMP TOOL NUMBER 601966-1, SETTING NUMBER 5. DANIELS POSITIONER PART NO. K345 OR AMP TOOL NO. 1-601966-6.

- SEE I.S.2348.
- DANIELS MANUFACTURING CORP
 2266 FRANKLIN ROAD
 BLOOMFIELD HILLS, MI 48013

△ OUTER JACKET OF CABLE MUST BE TRIMMED TO ALLOW PROPER INTER-PIN CONTACT LOCATION AFTER FERRULE CRIMP OPERATION.

- PARTS SHIPPED UNASSEMBLED AND CABLE IS SUPPLIED BY CUSTOMER.

225790-5
 PART NO.

THIS DRAWING IS A CONTROLLED DOCUMENT.		DWN C.C.THOMAS 9-12-94	Tyco Electronics Corporation Harrisburg, PA 17105-3608	
DIMENSIONS: INCHES		CHK J.CABARLO 9-23-94	NAME CONNECTOR, COAXIAL, RF PIN SIZE 5, ARINC	
TOLERANCES UNLESS OTHERWISE SPECIFIED: 0 PLC ± - 1 PLC ± - 2 PLC ± - 3 PLC ± - 4 PLC ± - ANGLES ± -		APVD -	PRODUCT SPEC -	APPLICATION SPEC -
MATERIAL SEE CALLOUTS	FINISH SEE CALLOUTS	WEIGHT -	SIZE A2	CAGE CODE 00779
CUSTOMER DRAWING		SCALE 5:1	DRAWING NO. 225790-5	RESTRICTED TO -
		SHEET 1 of 1	REV M	

225790-5

A