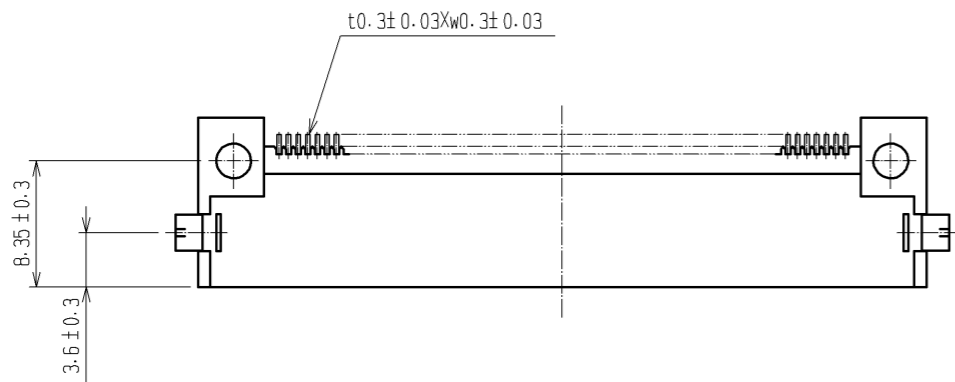
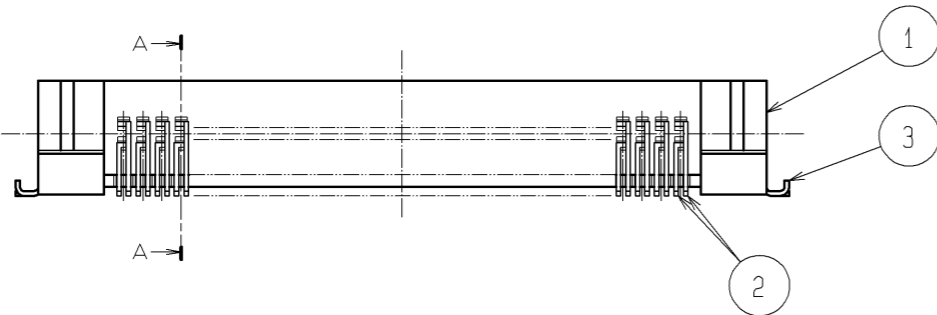
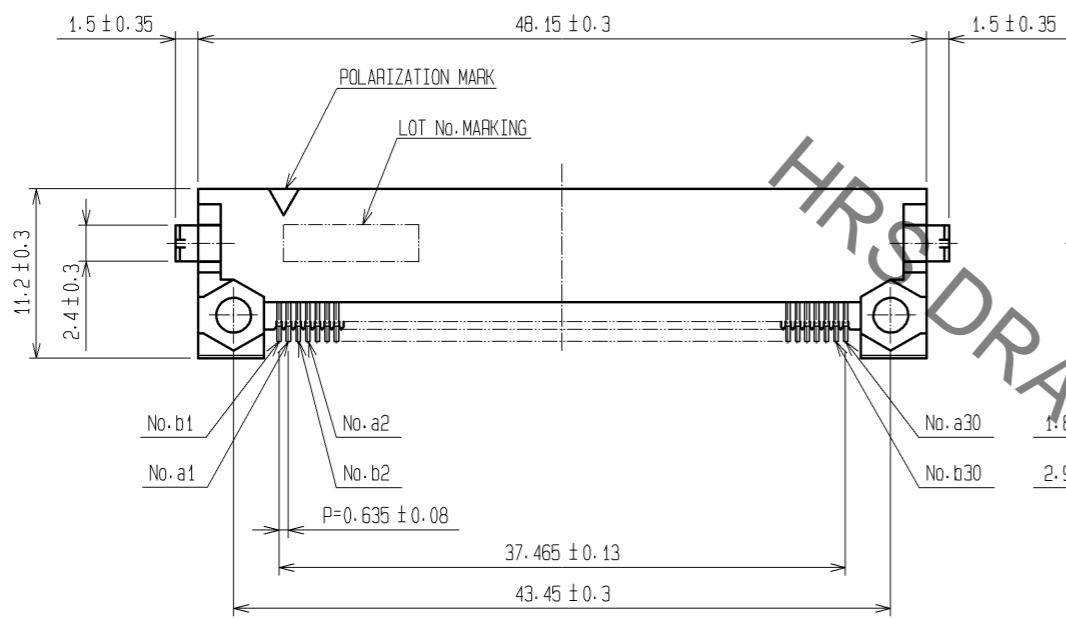
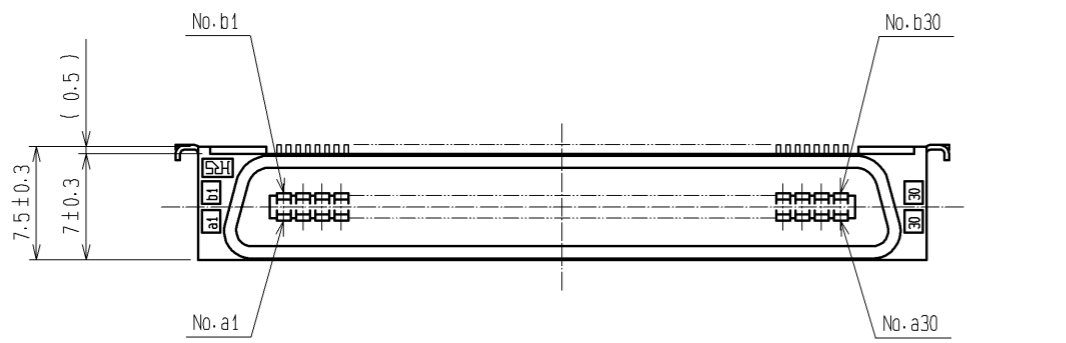
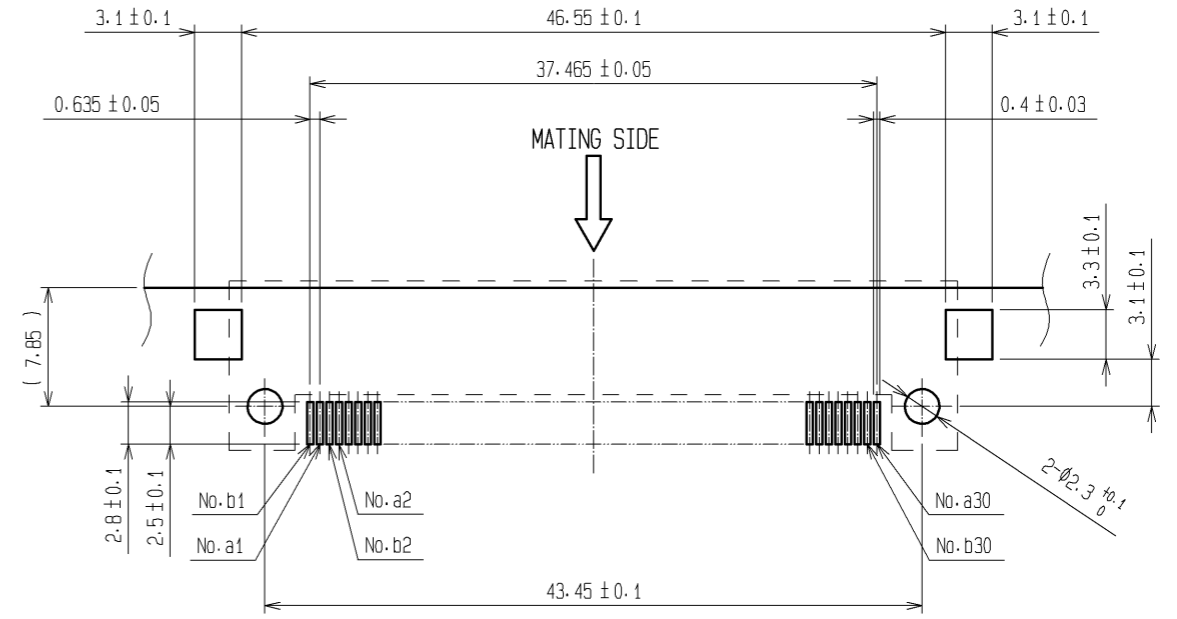


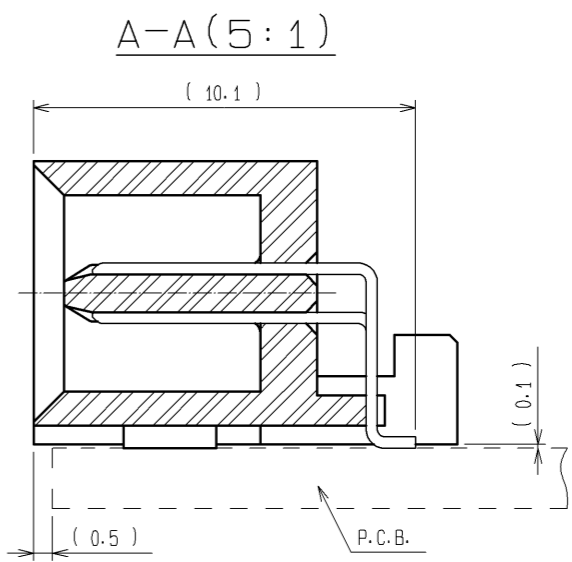
May.1.2023 Copyright 2023 HIROSE ELECTRIC CO., LTD. All Rights Reserved.  
In case of consideration for using Automotive equipment / device which demand high reliability, kindly contact our sales window correspondents.



NOTE 1. LEAD CO-PLANARITY SHALL BE 0.1mm MAX.  
2. THE DIMENSIONS IN PARENTHESES ARE FOR REFERENCE.



RECOMMENDED P.C.B. LAND PATTERN  
MOUNT SIDE (THICKNESS OF APPLICABLE BOARD:  $t=1.6\pm 0.1$ )  
(RECOMMENDED METAL MASK THICKNESS: 0.15mm)



3	BRASS	TIN-PLATING	2	BRASS	CONTACT AREA : GOLD 0.2μm min.		
1	POLYPHENYLENE SULFIDE	LIGHT BROWN (UL94V-0)			LEAD AREA : TIN-PLATING 2μm min.		
					UNDER PLATING : NICKEL 1μm min.		
NO.	MATERIAL	FINISH . REMARKS	NO.	MATERIAL	FINISH . REMARKS		
UNITS	⊙	SCALE	COUNT	DESCRIPTION OF REVISIONS	DESIGNED	CHECKED	DATE
mm		2 : 1	△				
<b>HRS</b> HIROSE ELECTRIC CO., LTD.		APPROVED : HS. OKAWA	09.04.02	DRAWING NO. EDC3-150361-21			
		CHECED : HT. YAMAGUCHI	09.04.02	PART NO. FX2A-60P-0.635SH(71)			
		DESIGNED : SY. KAMIGA	09.04.02	CODE NO. CL572-2775-7-71			
		DRAWN : HK. SUNADORI	09.04.02			1/1	