

Data sheet | Item number: 2060-472/998-404

SMD PCB terminal block; push-button; 0.75 mm<sup>2</sup>; Pin spacing 4 mm; 2-pole;  
Push-in CAGE CLAMP®; in tape-and-reel packaging; 0,75 mm<sup>2</sup>; black




[www.wago.com/2060-472/998-404](http://www.wago.com/2060-472/998-404)



Subject to changes. Please also observe the further product documentation!

WAGO Kontakttechnik GmbH & Co. KG  
Hansastr. 27  
32423 Minden  
Phone: +49571 887-0 | Fax: +49571 887-169  
Email: [info.de@wago.com](mailto:info.de@wago.com) | Web: [www.wago.com](http://www.wago.com)

Do you have any questions about our products?  
We are always happy to take your call at +49 (571) 887-44222.



Dimensions in mm

R = feed direction

Subject to changes. Please also observe the further product documentation!



## Item description

- SMD PCB terminal blocks with Push-in CAGE CLAMP® connection technology and push-buttons
- Push-in termination of solid and ferruled conductors
- Convenient termination/removal of fine-stranded conductors via push-buttons
- Just 4.5 mm tall
- Available in tape-and-reel packaging for automated assembly

## Data

### Notes

#### Note

#### Application notes:

Suitable for lead-free, reflow-soldering profiles per DIN EN 61760-1 and IEC 60068-2-58 up to max. 260°C peak temperature. Due to application-specific variables (component configuration and orientation, type of soldering machine, solder paste), trial runs are recommended to ensure product and process compatibility under actual manufacturing conditions.

#### Note

Depending on reflow soldering temperatures and times, color deviations may occur. These deviations will have no impact on functionality.

Subject to changes. Please also observe the further product documentation!

WAGO Kontakttechnik GmbH & Co. KG  
Hansastr. 27  
32423 Minden  
Phone: +49571 887-0 | Fax: +49571 887-169  
Email: [info.de@wago.com](mailto:info.de@wago.com) | Web: [www.wago.com](http://www.wago.com)

Do you have any questions about our products?  
We are always happy to take your call at +49 (571) 887-44222.



## Recommendation

Recommendation for stencil:

Material thickness: 150 µm; Pattern layout identical to solder pad layout

---

**Electrical data**

Ratings per	IEC/EN 60664-1
Nominal voltage (III/3)	63 V
Rated surge voltage (III/3)	2.5 kV
Rated voltage (III/2)	160 V
Rated surge voltage (III/2)	2.5 kV
Nominal voltage (II/2)	320 V
Rated surge voltage (II/2)	2.5 kV
Rated current	9 A
Legend (ratings)	(III / 2) ≙ Overvoltage category III / Pollution degree 2
Rated voltage UL 1977	320 V
Rated current UL 1977	9 A

**Connection data**

Total number of connection points	2
Total number of potentials	2
Number of connection types	1
Number of levels	1
Connection technology	Push-in CAGE CLAMP®
Actuation type	Push-button
Solid conductor	0.2 ... 0.75 mm <sup>2</sup> / 24 ... 18 AWG
Fine-stranded conductor	0.2 ... 0.75 mm <sup>2</sup> / 24 ... 18 AWG
Fine-stranded conductor; with insulated ferrule	0.25 ... 0.34 mm <sup>2</sup>
Fine-stranded conductor; with uninsulated ferrule	0.25 ... 0.34 mm <sup>2</sup>
Strip length	7 ... 9 mm / 0.28 ... 0.35 inch
Conductor connection direction to PCB	0°
Pole No.	2

**Physical data**

Pin spacing	4 mm / 0.157 inch
-------------	-------------------

Subject to changes. Please also observe the further product documentation!



Width	7.9 mm / 0.311 inch
Height	4.5 mm / 0.177 inch
Depth	13.1 mm / 0.516 inch
Reel diameter of tape-and-reel packaging	330 mm
Tape width	24 mm

### PCB contact

PCB Contact	SMD
Solder pin arrangement	Over the entire terminal strip (in-line)
Number of solder pins per potential	2

### Material data

Color	black
Material group	I
Insulation material	Polyphthalamide (PPA GF)
Flammability class per UL94	V0
Clamping spring material	Copper alloy
Contact material	Copper alloy
Contact plating	tin-plated
Fire load	0.007 MJ
Weight	0.5 g

### Environmental requirements

Limit temperature range	-60 ... +105 °C
-------------------------	-----------------

### Commercial data

PU (SPU)	9000 (1000) Stück
Packaging type	box
Country of origin	CH
GTIN	4055143251181
Customs tariff number	85369010000

### Approvals / Certificates


#### Country specific Approvals

Logo	Approval	Additional Approval Text	Certificate name
	CCA	EN 60947	NTR NL-


Subject to changes. Please also observe the further product documentation!

WAGO Kontakttechnik GmbH & Co. KG  
 Hansastr. 27  
 32423 Minden  
 Phone: +49571 887-0 | Fax: +49571 887-169  
 Email: [info.de@wago.com](mailto:info.de@wago.com) | Web: [www.wago.com](http://www.wago.com)

Do you have any questions about our products?  
 We are always happy to take your call at +49 (571) 887-44222.

	DEKRA Certification B.V.		7724
	CCA DEKRA Certification B.V.	EN 60838	NTR NL 2168246
	CCA DEKRA Certification B.V.	EN 60947-7-4	NTR NL 7843
	KEMA/KEUR DEKRA Certification B.V.	EN 60838	2168246.01
	KEMA/KEUR DEKRA Certification B.V.	EN 60947	71-108183
	KEMA/KEUR DEKRA Certification B.V.	EN 60947-7-4	71-114208
	KEMA/KEUR DEKRA Certification B.V.	EN 60998	71-109040

**UL-Approvals**

Logo	Approval	Additional Approval Text	Certificate name
	cURus Underwriters Laboratories Inc.	UL 1977	E45171

**Counterpart**



Item no.2060-952/028-000  
Board-to-Board Link; Pin spacing 4 mm; 2-pole; Length: 28 mm; white

[www.wago.com/2060-952/028-000](http://www.wago.com/2060-952/028-000)

Subject to changes. Please also observe the further product documentation!



Item no.2060-952/030-000  
Board-to-Board Link; Pin spacing 4 mm; 2-pole; Length: 30 mm; white

[www.wago.com/2060-952/030-000](http://www.wago.com/2060-952/030-000)

## Optional accessories

### Tool

Operating tool



Item no.: 206-860  
Operating tool; for 2060 Series; multicoloured

[www.wago.com/206-860](http://www.wago.com/206-860)



Item no.: 2060-189  
Operating tool; made of insulating material; for 2060 Series; white

[www.wago.com/2060-189](http://www.wago.com/2060-189)

### Ferrule

Ferrule

Item no.: 216-132  
Ferrule; Sleeve for 0.34 mm<sup>2</sup> / AWG 24; uninsulated; electro-tin plated

[www.wago.com/216-132](http://www.wago.com/216-132)

Item no.: 216-131  
Ferrule; Sleeve for 0.25 mm<sup>2</sup> / AWG 24; uninsulated; electro-tin plated; silver-colored

[www.wago.com/216-131](http://www.wago.com/216-131)

Item no.: 216-301  
Ferrule; Sleeve for 0.25 mm<sup>2</sup> / AWG 24; insulated; electro-tin plated; yellow

[www.wago.com/216-301](http://www.wago.com/216-301)

Item no.: 216-302  
Ferrule; Sleeve for 0.34 mm<sup>2</sup> / 22 AWG; insulated; electro-tin plated; green

[www.wago.com/216-302](http://www.wago.com/216-302)

## Downloads

### Documentation

#### Additional Information

Technical explanations	Apr 3, 2019	pdf 2.0 MB	Download
------------------------	-------------	---------------	----------

### CAD/CAE-Data

#### CAD data

2D/3D Models 2060-472/998-404	URL	Download
-------------------------------	-----	----------

#### CAE data

ZUKEN Portal 2060-472/998-404	URL	Download
-------------------------------	-----	----------

Subject to changes. Please also observe the further product documentation!

## Environmental Product Compliance

### Compliance Search

Environmental Product Compliance 2060-472/998-404

URL

Download

SMD PCB terminal block; push-button; 0.75 mm<sup>2</sup>; Pin spacing 4 mm; 2-pole; Push-in CAGE CLAMP®; in tape-and-reel packaging; 0,75 mm<sup>2</sup>; black

---

## Installation Notes

### Conductor termination



Insert solid conductors via push-in termination.



Insert/remove fine-stranded conductors by lightly pressing on push-button, e.g., via optional operating tool (206-860).

---

Subject to changes. Please also observe the further product documentation!





Terminal blocks can be arranged side-by-side without loss of poles.

Subject to changes. Please also observe the further product documentation!