



Main

Range of Product	Modicon ABE7
Product or Component Type	Connection sub-base for analogue channels
Number of Channels	4
Connections - terminals	Screw type terminals, 1 x 0.09...1 x 1.5 mm ² AWG 28...AWG 16) flexible with cable end Screw type terminals, 1 x 0.14...1 x 2.5 mm ² AWG 26...AWG 12) solid Screw type terminals, 1 x 0.14...1 x 2.5 mm ² AWG 26...AWG 14) flexible without cable end Screw type terminals, 2 x 0.09...2 x 0.75 mm ² AWG 28...AWG 20) flexible with cable end Screw type terminals, 2 x 0.2...2 x 2.5 mm ² AWG 24...AWG 14) solid

Complementary

Function of module	Distribution of supply and 4 analogue channels protected isolated Modicon M340
Product compatibility	Modicon M340 BMXAMI0410
Connection to PLC	SUB-D 25
Fixing mode	By clips 35 mm symmetrical DIN rail) By screws solid plate with fixing kit)
[Ui] rated insulation voltage	2000 V terminals/mounting rails
Installation category	II IEC 60664-1
Tightening torque	5.31 lbf.in (0.6 N.m) flat Ø 3.5 mm
Net Weight	0.40 lb(US) (0.18 kg)

Environment

Product Certifications	LROS (Lloyds register of shipping) DNV UL GL BV CSA
IP degree of protection	IP20 conforming to IEC 60529
Resistance to incandescent wire	1382 °F (750 °C) 30 s IEC 60695-2-11
Shock resistance	15 gn 11 ms IEC 60068-2-27
Vibration resistance	2 gn 10...150 Hz)IEC 60068-2-6
Resistance to electrostatic discharge	4 kV contact) level 3 IEC 61000-4-2 8 kV air) level 3 IEC 61000-4-2
Resistance to radiated fields	9.14 V/m (10 V/m) 26000000...100000000 Hz)IEC 61000-4-3 level 3
Resistance to fast transients	2 kV level 3 IEC 61000-4-4
Ambient air temperature for operation	32...140 °F (0...60 °C) IEC 61131-2
Ambient air temperature for storage	-40...176 °F (-40...80 °C) IEC 61131-2
Pollution degree	2 IEC 60664-1

Ordering and shipping details

Category	22375 - INTERFACE MODULE(ABA,R,S)
Discount Schedule	CP2
GTIN	3595863931594
Nbr. of units in pkg.	1
Package weight(Lbs)	7.69 oz (218 g)

Returnability	Yes
Country of origin	LV

Packing Units

Unit Type of Package 1	PCE
Package 1 Height	2.76 in (7 cm)
Package 1 width	3.23 in (8.2 cm)
Package 1 Length	3.78 in (9.6 cm)
Unit Type of Package 2	S03
Number of Units in Package 2	27
Package 2 Weight	14.18 lb(US) (6.433 kg)
Package 2 Height	11.81 in (30 cm)
Package 2 width	11.81 in (30 cm)
Package 2 Length	15.75 in (40 cm)

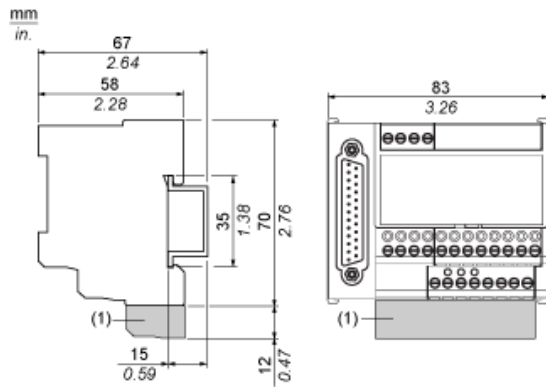
Offer Sustainability

California proposition 65	WARNING: This product can expose you to chemicals including: Lead and lead compounds, which is known to the State of California to cause cancer and birth defects or other reproductive harm. For more information go to www.P65Warnings.ca.gov
REACH Regulation	REACH Declaration
EU RoHS Directive	Pro-active compliance (Product out of EU RoHS legal scope) EU RoHS Declaration
Mercury free	Yes
RoHS exemption information	Yes
China RoHS Regulation	China RoHS Declaration

Contractual warranty

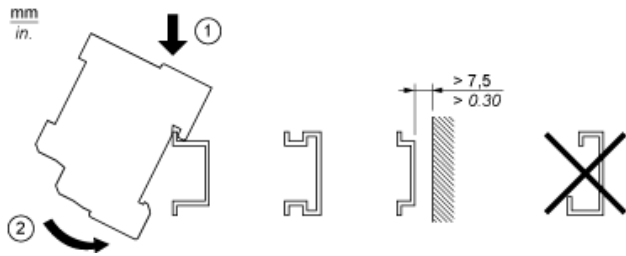
Warranty	18 months
----------	-----------

Dimensions



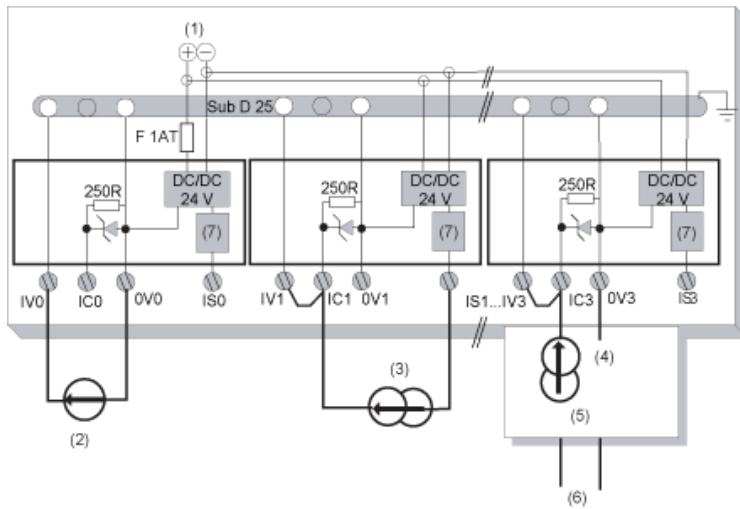
(1) ABE7BV10

Mounting



Wiring Diagram

Channels	SUBD25	Description	Channels	SUBD25	Description
1	/	Earth		/	24 VDC Input
2	/	Earth		/	24 VDC Input
3	/	Earth		/	0V24 Input
4	/	COM 0V0		/	0V24 Input
100		Output IS V0	101	14 (SUBD)	COM 0V0
102		Output IS V1	103	3 (SUBD)	COM 0V1
104		Output IS V2	105	17 (SUBD)	COM 0V2
106		Output IS V3	107	6 (SUBD)	COM 0V3
200	1 (SUBD)	Input IV V0	201		Input IC V0
202	15 (SUBD)	Input IV V1	203		Input IC V1
204	4 (SUBD)	Input IV V2	205		Input IC V2
206	18 (SUBD)	Input IV V3	207		Input IC V3



- (1) 24 V IEC input
- (2) Voltage sensor
- (3) 2-wire current sensor
- (4) 0 V sensor
- (5) 4-wire current sensor
- (6) 4-wire sensor supply
- (7) Protection 25 mA