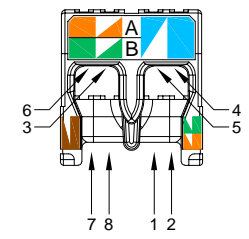
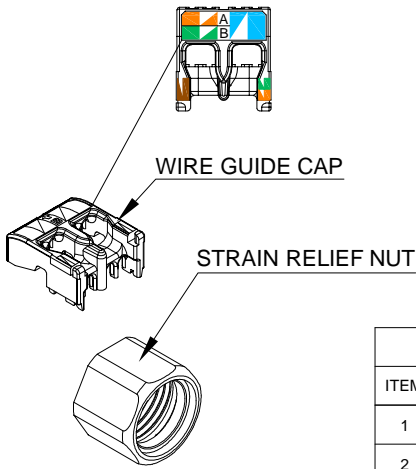
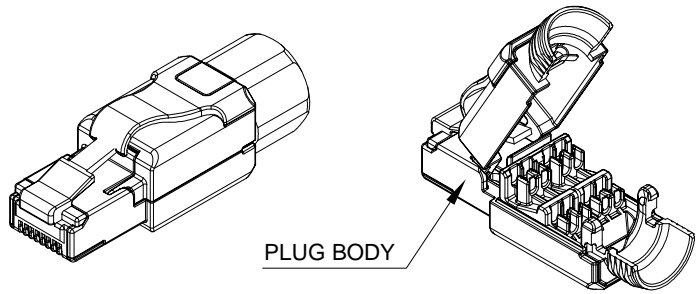


DATE	REV	ECN	APP'D. BY
09/18/18	A0	Released	DC
09/12/19	A1	11446	AB
10/16/19	A2	11459	AB
04/28/20	A3	11542	AB
03/02/21	A4	11709	AB



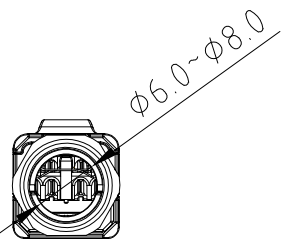
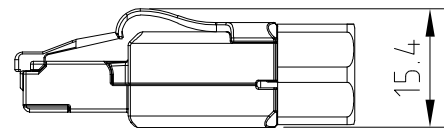
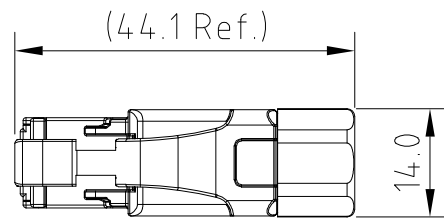
COMPONENTS		
ITEM	PART NAME	Q'TY
1	PLUG BODY	1
2	STRAIN RELIEF NUT	1
3	WIRE GUIDE CAP	1

**TRANSMISSION PERFORMANCE**  
 Meet all requirements specified in Patch Cord requirement of ANSI/TIA-568-C.2, Category 6

**ELECTRICAL**  
 Electrical Insulation Resistance: 500MQ min. @100V DC  
 Dielectric Withstanding Voltage: IEC 60603-7  
 Contact to Contact: 1000 VDC or AC Peak  
 Contact to Shield: 1500 VDC or AC Peak

**MECHANICAL**  
 IDC Wire Gauge : 22 ~ 26 AWG  
 This product works with 26 AWG, but cannot have been previously used with any other wire gauge if being used with 26 AWG.

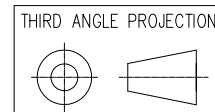
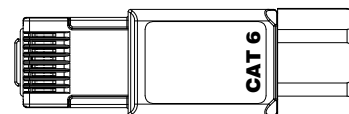
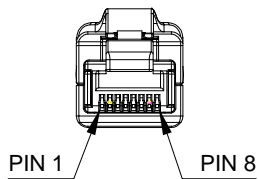
**PHYSICAL**  
 Housing : Zinc-alloy fully shielded  
 Contact pin : Phosphor Bronze Alloy Plated With 50 micro-inch of Gold  
 IDC : Phosphor Bronze Alloy With 100 micro-inch 100% Sn Alloy



WIRE MAP		
PIN #	TIA / EIA 568A	TIA / EIA 568B
1	WHITE/GREEN	WHITE/ORANGE
2	GREEN	ORANGE
3	WHITE/ORANGE	WHITE/GREEN
4	BLUE	BLUE
5	WHITE/BLUE	WHITE/BLUE
6	ORANGE	GREEN
7	WHITE/BROWN	WHITE/BROWN
8	BROWN	BROWN

SS-39300-001

PART NUMBER



11118 Susquehanna Trail South  
 Glen Rock, PA 17327-9199  
 (717) 235-7512  
<http://www.stewartconnector.com>



DO NOT SCALE DRAWING  
 DRAWING IS SUBJECT TO CHANGE WITHOUT NOTICE

DIMENSIONS: METRIC

UNLESS OTHERWISE SPECIFIED  
 TOLERANCES ARE ±0.2  
 ANGLES ARE ± 1°

SHEET NO. 1 OF 1

TITLE: CAT 6 FIELD TERMINATED PLUG

THIS DRAWING AND THE SUBJECT MATTER SHOWN THEREON ARE CONFIDENTIAL AND THE PROPRIETARY PROPERTY OF STEWART CONNECTOR AND SHALL NOT BE REPRODUCED, COPIED, OR USED IN ANY MANNER WITHOUT PRIOR WRITTEN CONSENT OF STEWART CONNECTOR. ONE OR MORE U.S. PATENTS MAY APPLY TO THIS PRODUCT. FOR DETAILS, PLEASE VISIT: [HTTP://BELFUSE.COM/STEWART/STEWART\\_PATENTS/](http://BELFUSE.COM/STEWART/STEWART_PATENTS/)

DRN BY: JM	DATE 09/13/18
APPD BY: DG	DATE 09/18/18
DWG NO. CT390201	REV. A4