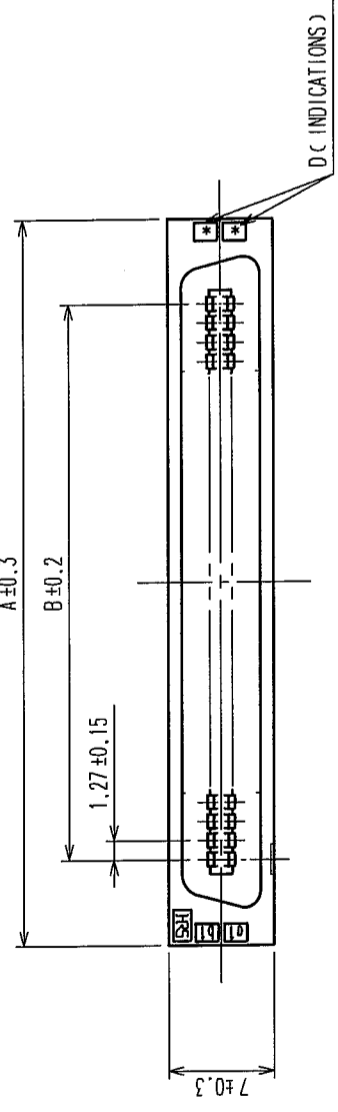
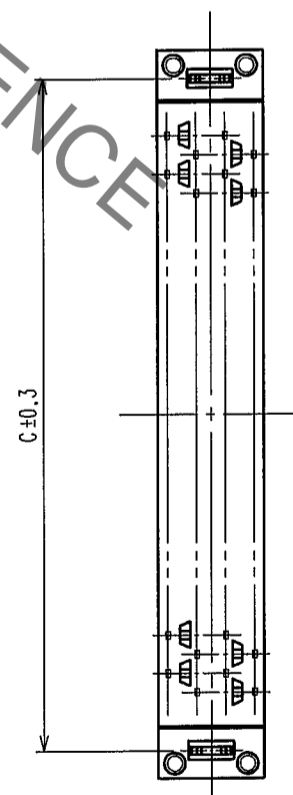
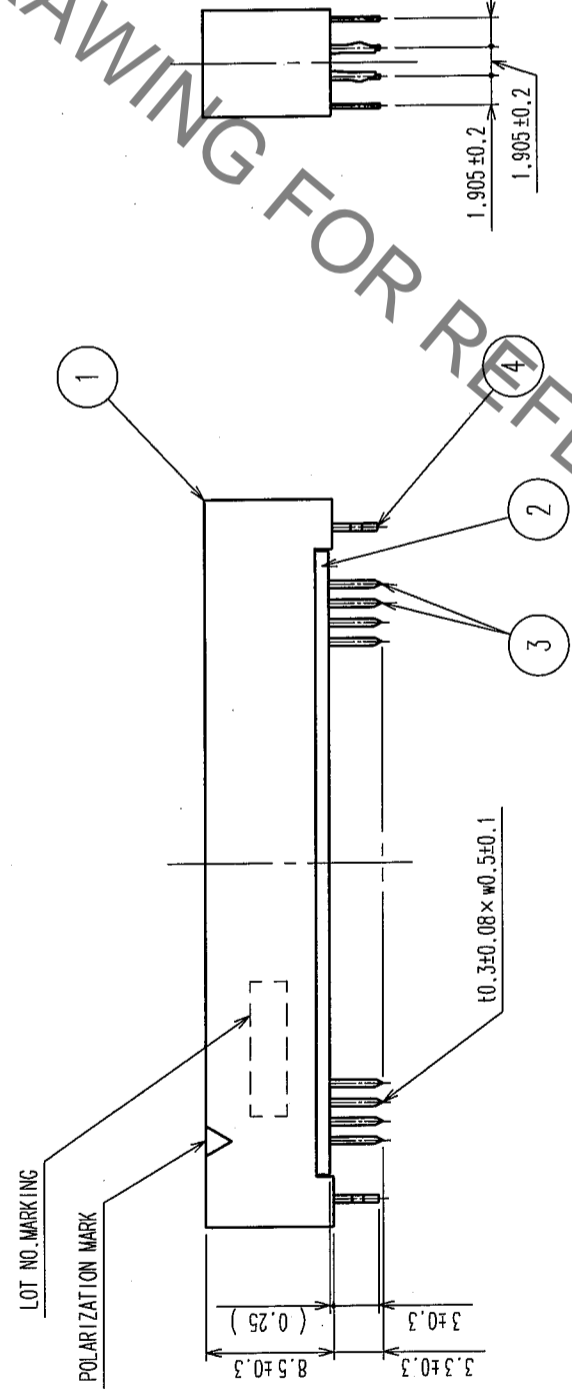
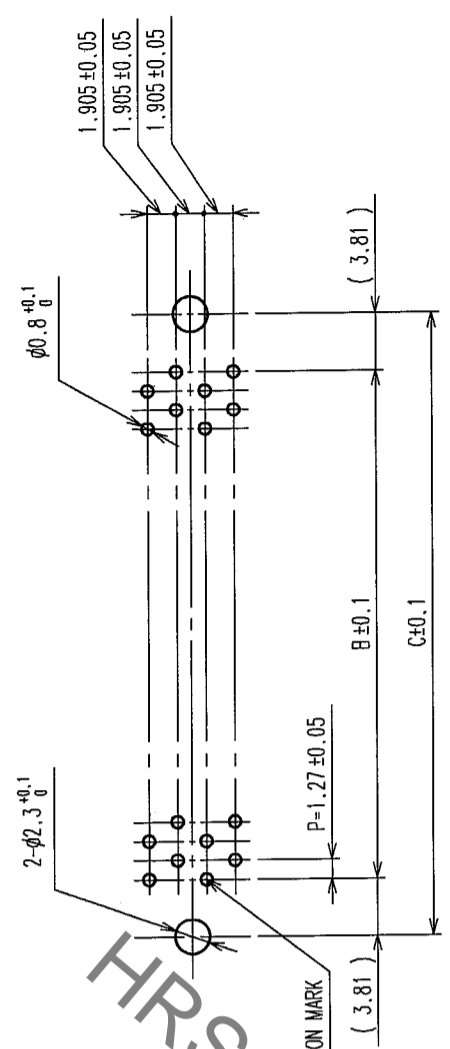


May.1.2023 Copyright 2023 HIROSE ELECTRIC CO., LTD. All Rights Reserved.
 In case of consideration for using Automotive equipment / device which demand high reliability, kindly contact our sales window correspondents.

COUNT	DESCRIPTION OF REVISIONS	BY	CHKD	DATE	COUNT	DESCRIPTION OF REVISIONS	BY	CHKD	DATE
△					△				
△					△				
△					△				



RECOMMEND PC BOARD HOLE PATTERN (MOUNTING SIDE)
 $t=1.6$



PART No.	CODE No.	A	B	C	D
FX2C-20P-1.27DSAL (71)	CL572-2251-6-71	20	22.75	11.43	19.05
FX2C-32P-1.27DSAL (71)	CL572-2252-9-71	32	30.37	19.05	26.67
FX2C-40P-1.27DSAL (71)	CL572-2253-1-71	40	35.45	24.13	31.75
FX2C-52P-1.27DSAL (71)	CL572-2254-4-71	52	43.07	31.75	39.37
FX2C-60P-1.27DSAL (71)	CL572-2255-7-71	60	48.15	36.83	44.45
FX2C-68P-1.27DSAL (71)	CL572-2256-0-71	68	53.23	41.91	49.53
FX2C-80P-1.27DSAL (71)	CL572-2257-2-71	80	60.85	49.53	57.15
FX2C-100P-1.27DSAL (71)	CL572-2258-5-71	100	73.55	62.23	69.85
FX2C-120P-1.27DSAL (71)	CL572-2259-8-71	120	86.25	74.93	82.55

NOTES 1. THE DIMENSIONS IN PARENTHESES ARE FOR REFERENCE.
 2. NUMBER OF PIN.

NO.	PHOSPHOR BRONZE	TIN-PLATING	FINISH, REMARKS	NO.	MATERIAL	FINISH, REMARKS
4	PHOSPHOR BRONZE	TIN-PLATING		3	PHOSPHOR BRONZE	
1,2	POLYAMIDE	BLACK	UL94V-0			
CONTACT AREA: GOLD 0.2μm min DIP AREA: TIN-PLATING 2μm min UNDER PLATING: NICKEL 2μm min						

CODE NO. (OLD)	CL	DRAWN	DESIGNED	CHECKED	APPROVED	RELEASED
		I. OKAYAMA	K. NAKAMURA	H. OKAWA	H. OKAWA	
		04.06.02	04.06.02	04.06.09	04.06.09	

DRAWING NO.	PART NO.
EDC3-083046-21	FX2C-**-P-1.27DSAL (71)

SCALE	UNITS	CODE NO.
FREE	mm	CL572

TO	
PCK	