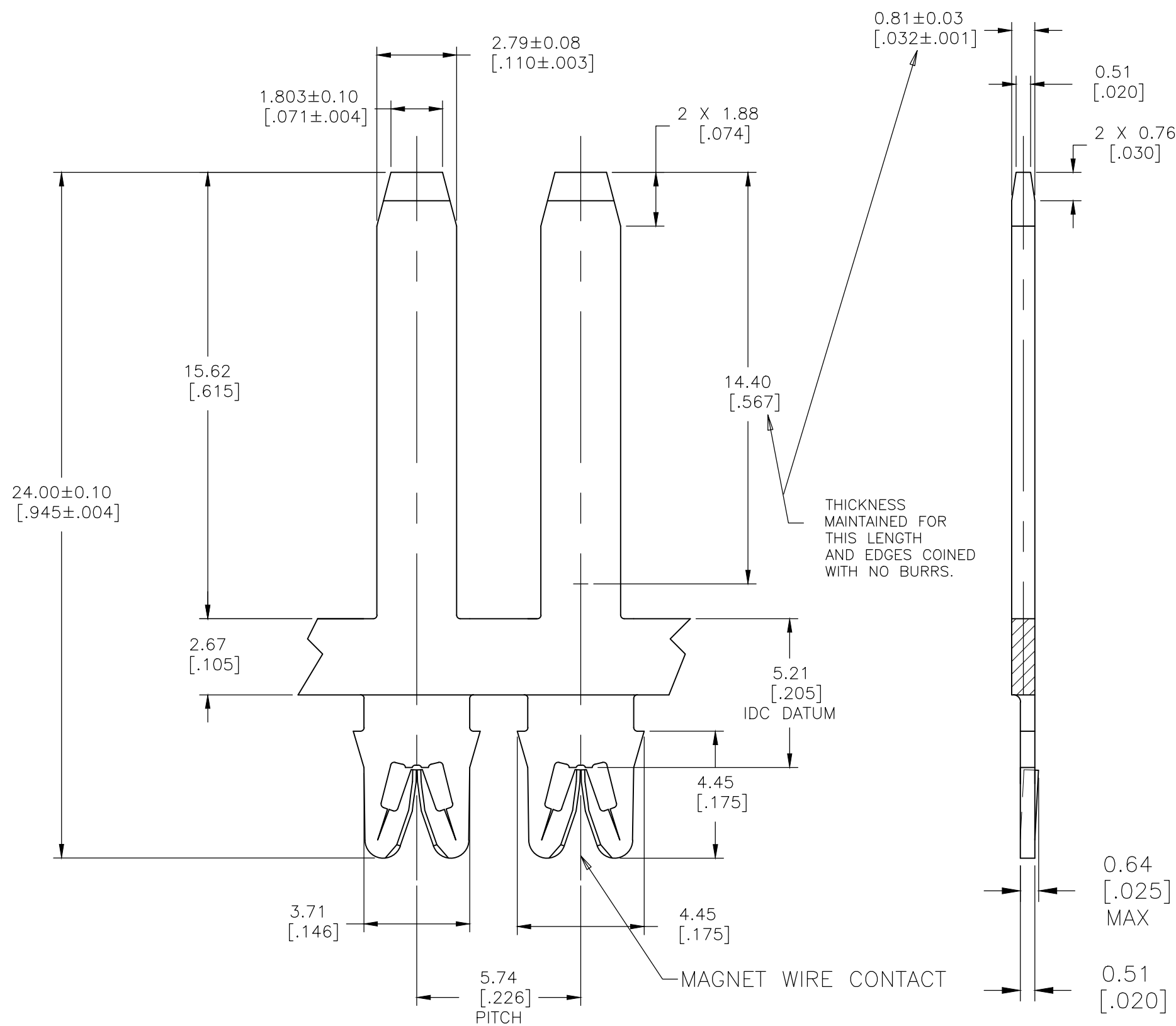
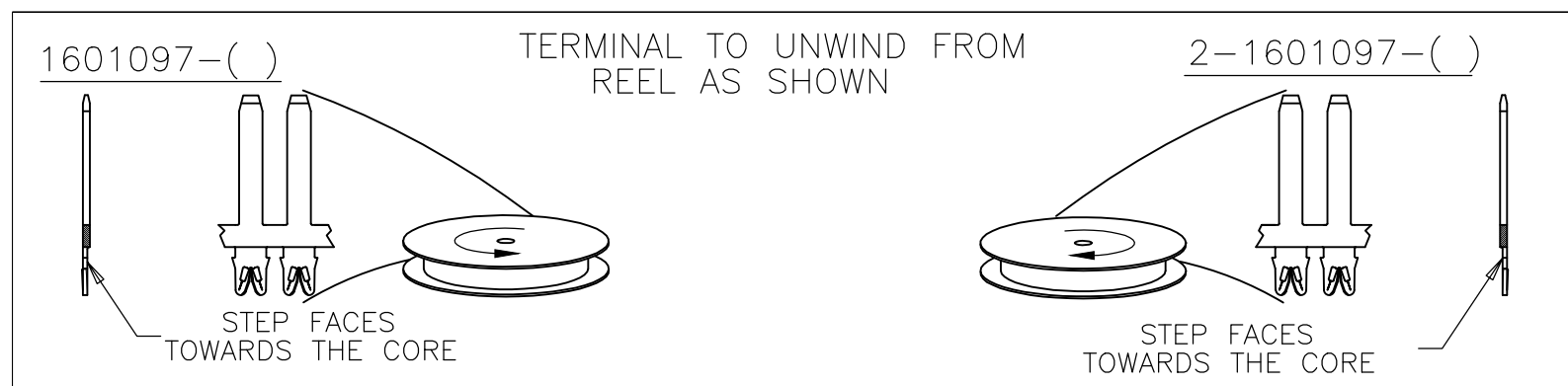
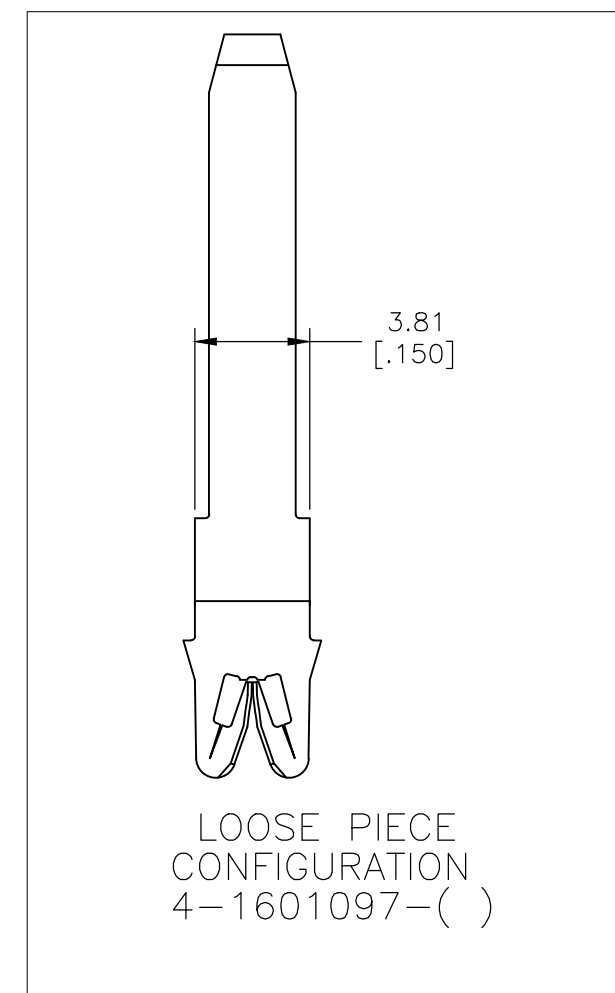


THIS DRAWING IS UNPUBLISHED. RELEASED FOR PUBLICATION  
 © COPYRIGHT - By - ALL RIGHTS RESERVED.

LOC	DIST	REVISIONS			
P	LTR	DESCRIPTION	DATE	DWN	APVD
AF	50	B7	REVISED PER ECR-20-000654	17JAN2020	BW KR



- 1 SPECIFICATIONS:  
MAGNET WIRE #34 - #18 AWG 0.16mm[.006]  
-1.02mm[.040] DIA COPPER.
- 2 POCKET RECOMMENDATION: # 1601431
- 3 TERMINAL APPLICATION TO COMPLY WITH TYCO ELECTRONICS SPECIFICATION 114-13166 FIGURE 10
- 4 TWO TERMINALS SHOWN FOR ILLUSTRATION PURPOSES.
- 5 PREPRODUCTION -FASR REQUIRED



OBSOLETE	POST TIN PLATED OVER NICKEL	-	4-1601097-3
	PRE TIN PLATE	131-168-021	2-1601097-2
	POST TIN PLATED OVER NICKEL	-	1601097-3
	PRE TIN PLATE	131-167-021	1601097-2
FINISH		REFERENCE PART NUMBER	TE PART NUMBER
THIS DRAWING IS A CONTROLLED DOCUMENT.		TE Connectivity	
DIMENSIONS: mm [INCHES] TOLERANCES UNLESS OTHERWISE SPECIFIED: 0 PLC ± - 1 PLC ± - 2 PLC ± 0.13[.005] 3 PLC ± - 4 PLC ± - ANGLES ± 2°		NAME: K.RANDOLPH PRODUCT SPEC: 108-2085 APPLICATION SPEC: 3	
MATERIAL: BRASS, 3/4 HARD	FINISH: SEE TABLE	WEIGHT: -	RESTRICTED TO: -
CUSTOMER DRAWING		SCALE: 6:1	SHEET: 1 OF 1 REV: B7