



Electrical Specifications

Center Frequency: 141 MHz
Insertion Loss: 2.0 dB Max
Return Loss in Passband: 15 dB Min
Rejection: >40 dB @ 0-62 MHz
 >40 dB @ 220-2000 MHz

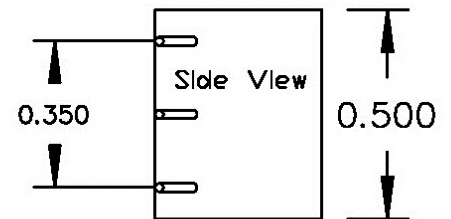
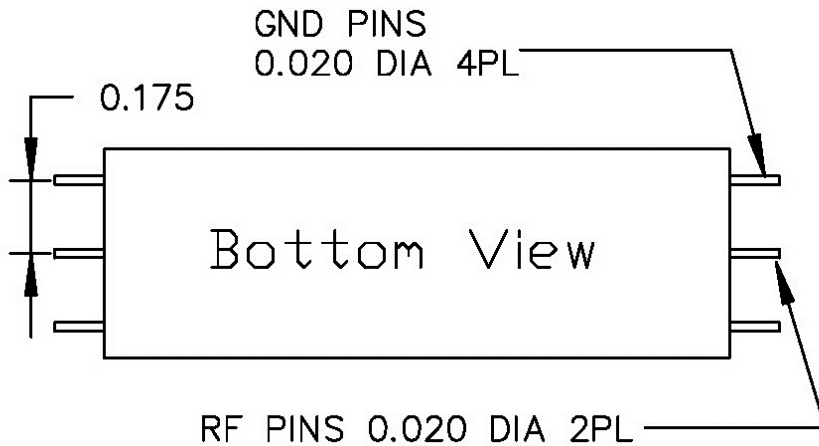
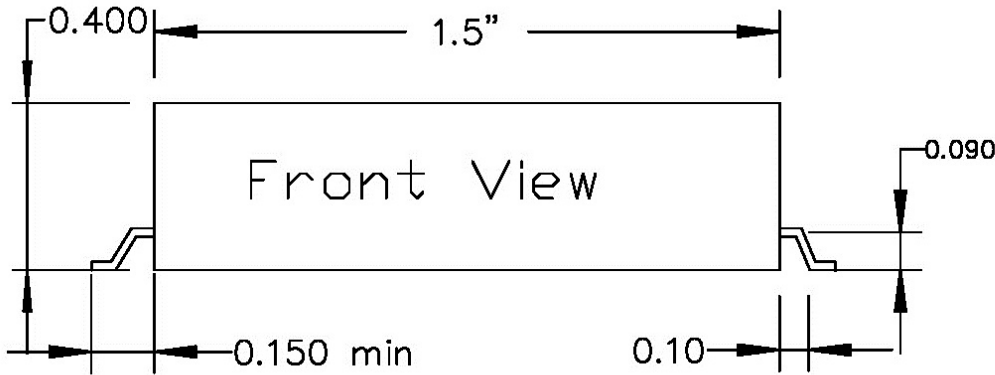
Mechanical

Connector Type: Drop-In Pins
Dimensions: 1.5 x 0.5 x 0.4 Inches

Environmental

Operating Temperature: -20 to +70° C
Storage Temperature: -40 to +85° C
Shock: 20 G. 11 ms
Vibration: 20 G. 5 to 200 MHz

Outline Drawing:





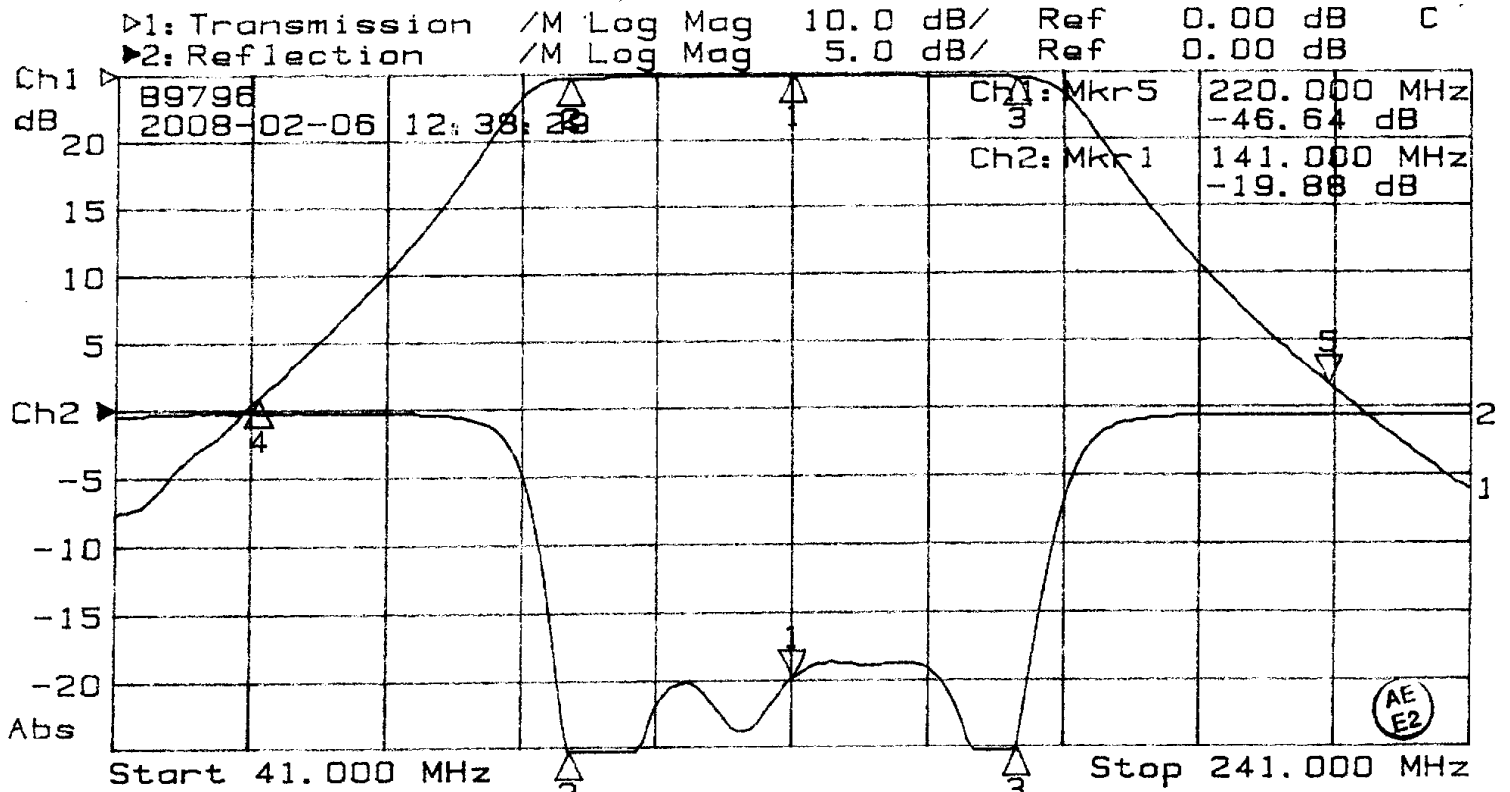
ANATECH ELECTRONICS INC
RF & Microwave Filters & Products

141 MHz LC Band Pass Filter

Part Number: AE141B9796



Response Plot:



1: Mkr (MHz)	dB	2: Mkr (MHz)	dB
1: 141.00	-0.34	1> 141.00	-19.88
2: 108.00	-0.62	2: 108.00	-25.36
3: 174.00	-0.81	3: 174.00	-25.11
4: 62.00	-48.51		
5> 220.00	-46.64		

Handwritten signature: Kenneth D. ...