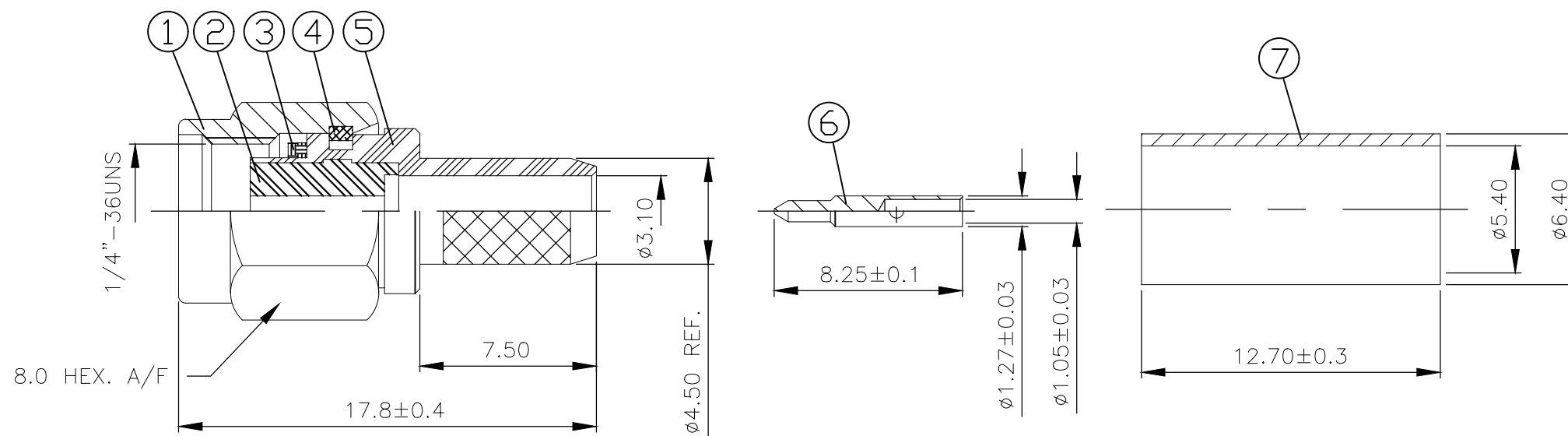


REVISIONS

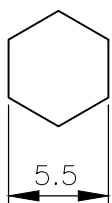
P	LTR	DESCRIPTION	DATE	DWN	APVD
B		ECR-19-006202	19APR2019	RZ	RS

NOTES:

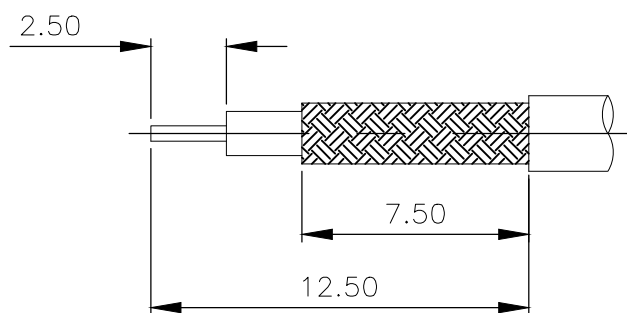
- ① SINGLE PACK IN ACCORDANCE WITH SPEC 107-3275
- ② 100 TRAY PACK IN ACCORDANCE WITH SPEC 107-3275
- ③ 0.08µm Au PLATING OVER 1.27µm Ni PLATING
- ④ 0.08µm Au PLATING OVER 1.27µm Ni PLATING OVER 0.76µm Cu PLATING
- ⑤ 0.76µm Au PLATING OVER 1.27µm Ni PLATING OVER 0.76µm Cu PLATING
- ⑥ PASSIVATED
- ⑦ WHITE BRONZE PLATING
- ⑧ PLATING AS PER BODY, EXCEPT FOR PASSIVATED WHICH IS NICKEL PLATED
- 9 HAND TOOL 9-1478240-0
- 10 DIE SET 9-1478242-0
- 11 FOR TECHNICAL DATA REFER TO YOUR LOCAL TYCO ELECTRONICS SALES OFFICE
- 12 ALL DIMENSIONS ARE NOMINAL FOR REFERENCE ONLY UNLESS OTHERWISE STATED



RECOMMENDED CRIMP SLEEVE A/F HEX



RECOMMENDED CABLE STRIPPING DIM'S



1	1	1	1	1	1	1	1	BRASS	⑧	CRIMP SLEEVE	7
1	1	1	1	1	1	1	1	BRASS	⑤	CENTER CONTACT	6
1	1	-	-	-	-	-	-	BRASS	①	BODY	5
-	-	1	1	-	-	-	-	BRASS	④	BODY	5
-	-	-	-	1	1	-	-	STAINLESS STEEL	⑥	BODY	5
-	-	-	-	-	-	1	1	STAINLESS STEEL	③	BODY	5
1	1	1	1	1	1	1	1	STAINLESS STEEL		CIRCLIP	4
1	1	1	1	1	1	1	1	SILICON		GASKET	3
1	1	1	1	1	1	1	1	PTFE		INSULATOR	2
1	1	-	-	-	-	-	-	BRASS	⑦	SHELL	1
-	-	1	1	-	-	-	-	BRASS	④	SHELL	1
-	-	-	-	1	1	-	-	STAINLESS STEEL	⑥	SHELL	1
-	-	-	-	-	-	1	1	STAINLESS STEEL	③	SHELL	1
4--1	4--0	3--1	3--0	2--1	2--0	1--1	1--0	MATERIAL		DESCRIPTION	ITEM
②	①	②	①	②	①	②	①				

QUANTITY PER ASSY

PARTS LIST

THIS DRAWING IS A CONTROLLED DOCUMENT.		DWN R.SMITH 18FEB04	TE Connectivity		
DIMENSIONS: mm		CHK S.PARLOW 18FEB04			
TOLERANCES UNLESS OTHERWISE SPECIFIED:		APVD F.WHEELER-KING 18FEB04	NAME SMA ST PLUG NON CAPTIVE SOLDER CONTACT		
0 PLC ± -		PRODUCT SPEC 108-112000	APPLICATION SPEC RG58C/U, 141A/U, URM43, URM76, KX15		
1 PLC ± -		411-3276	SIZE A3	CAGE CODE 00779	DRAWING NO C-1478915
2 PLC ± -		WEIGHT 0.000000	RESTRICTED TO -		
3 PLC ± -		CUSTOMER DRAWING	SCALE 1:1	SHEET 1 OF 1	REV B
4 PLC ± -					
ANGLES ± -					
FINISH -					
MATERIAL SEE TABLE					