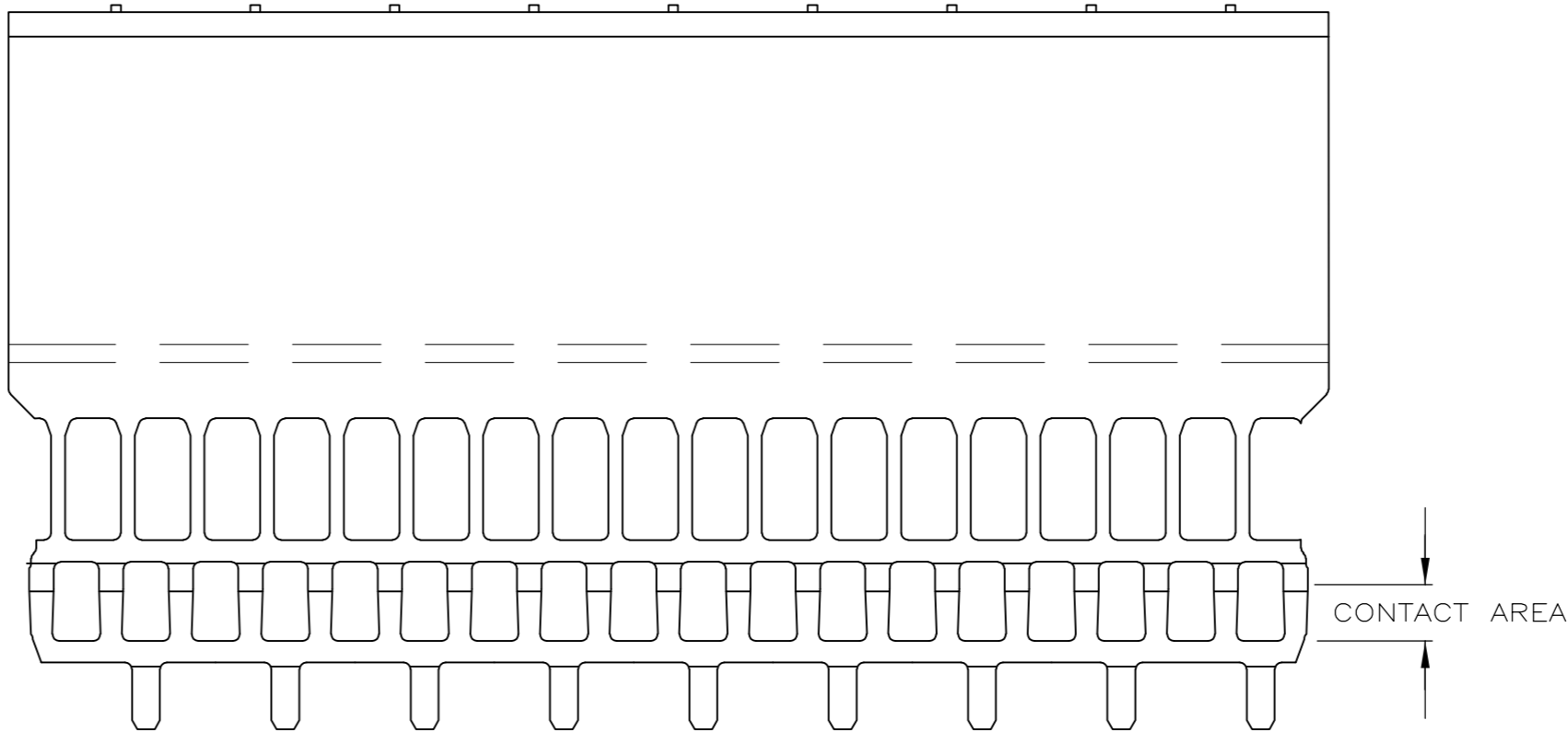
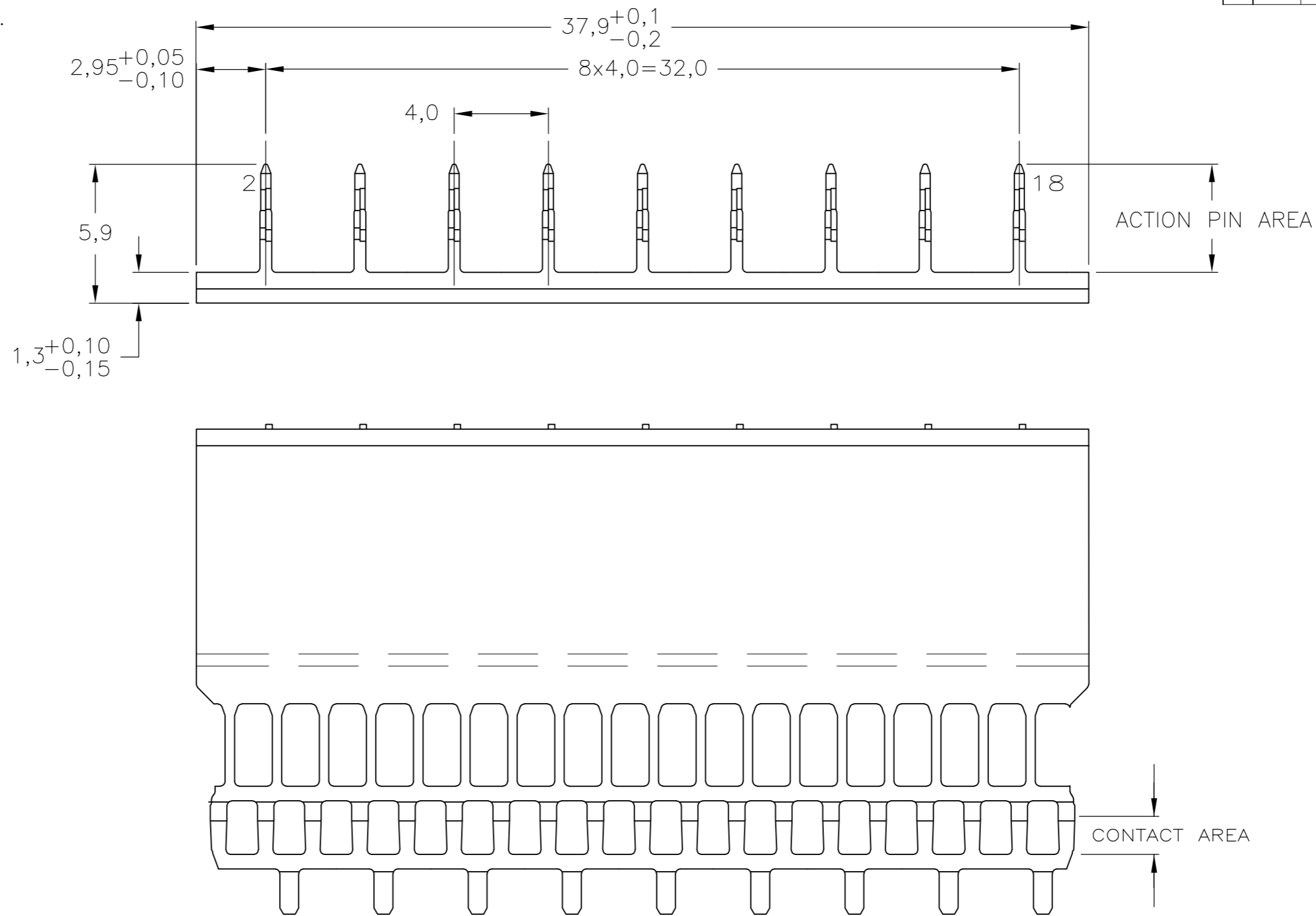
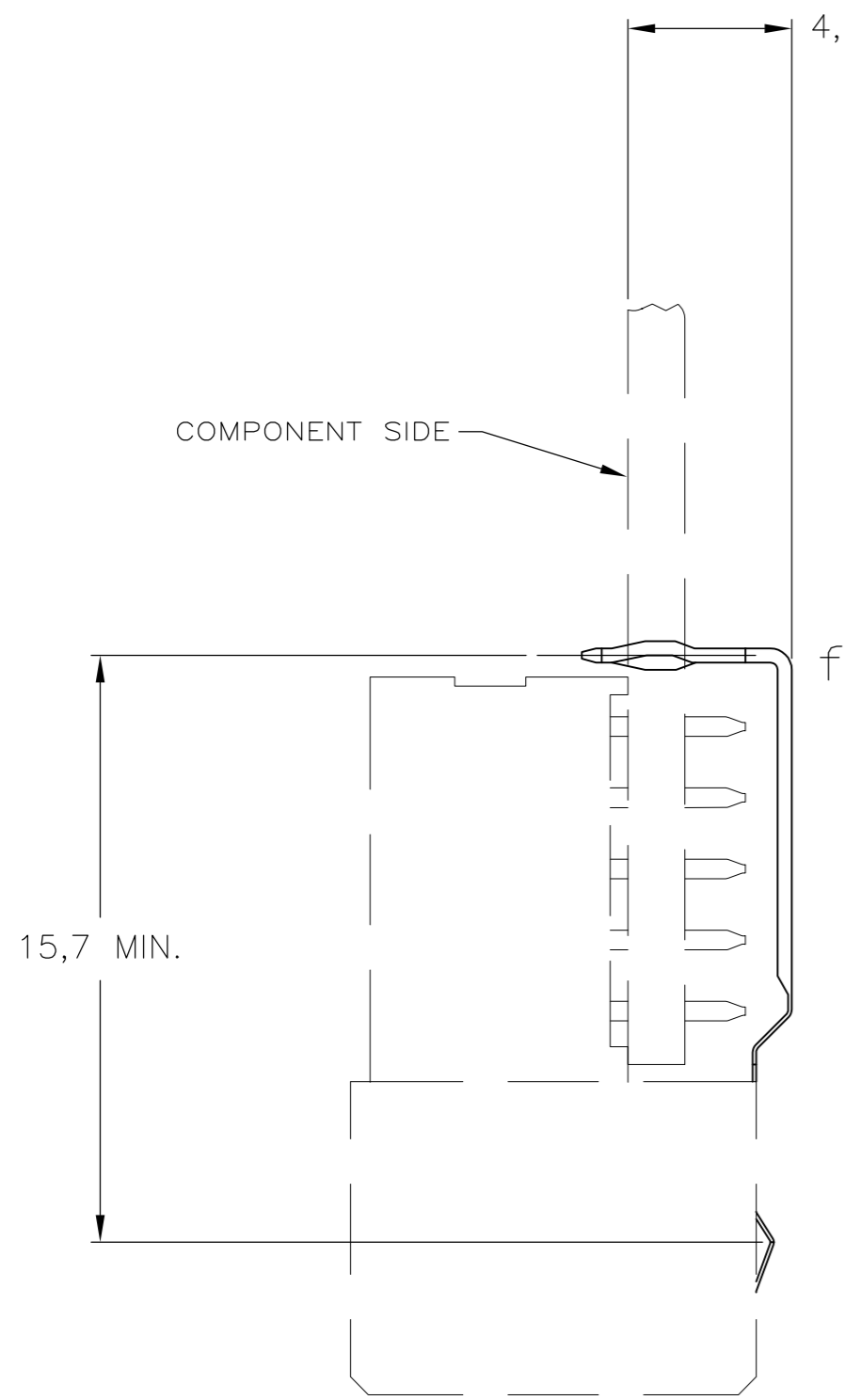


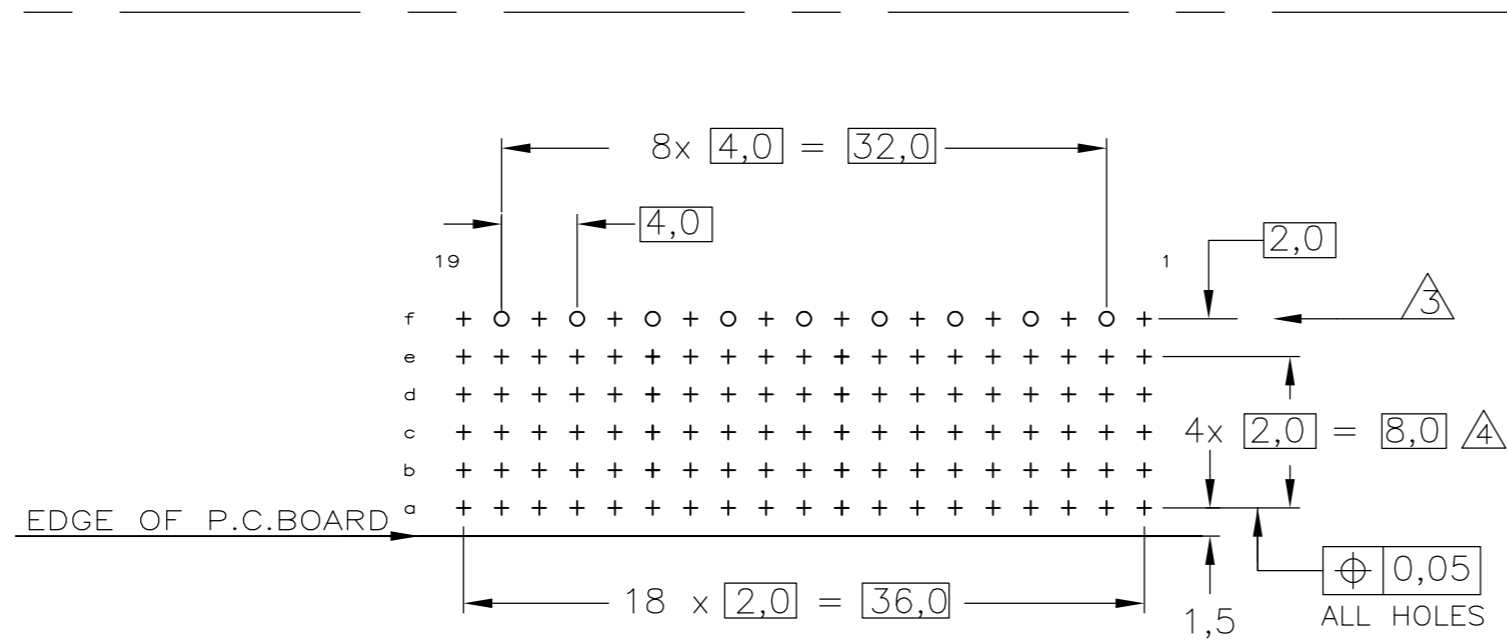
THIS DRAWING IS UNPUBLISHED. RELEASED FOR PUBLICATION  
 © COPYRIGHT - By - ALL RIGHTS RESERVED.

REVISIONS				
P	LTR	DESCRIPTION	DATE	APVD
M		ECR-16-013251	12JUL2017	FL SY



NOTES:

- 1 GENERAL PLATING SPECIFICATION: UNDERPLATING (ENTIRE CONTACT): 1,27µm NICKEL MIN.AND ACTION PIN: 0,5µm TIN-LEAD MIN. FOR PLATING OF MATING SURFACES SEE PERFORMANCE LEVEL SHOWN IN PART NUMBER TABLE.
- 2 MATERIAL; PHOSPHORBRONZE.
- 3 ROW "f" 9 PLATED THROUGH HOLES FOR LOWERSHIELD.
- 4 HOLE PATTERN FOR FEMALE CONNECTOR TYPE B-19 COLUMNS WITH UPPERSHIELD, 95+10 PLATED-THROUGH HOLES AT 2x2mm SQUARE GRID
- 5 MAX. BOARD THICKNESS 3,5 mm.
- 6 SHIELDS LUBRICATED WITH BELLCORE APPROVED LUBRICANT. TECHNICAL REF: TR-NWT-001217 ISSUE 1, SEPT. 1992.
- 7 OBSOLETE PARTS: OBSOLETE CIS STREAMLINING PER D.RENAUD/D.SINISI
- 8 CONFORMS TO ALL TESTING ACCORDING IEC 61076-4-101 PERFORMANCE LEVEL 2.
- 9 CONFORMS TO ALL TESTING ACCORDING IEC 61076-4-101 PERFORMANCE LEVEL 1.
- 10 CONNECTOR TESTED AND QUALIFIED AGAINST TELCORDIA GR-1217-CORE QUALITY LEVEL III,CENTRAL OFFICE APPLICATIONS.
- 11 0.76µm MIN GOLD PLATING AT MATING SURFACE.



COMPONENT SIDE AS SHOWN  
 RECOMMENDED PCB-HOLE LAY-OUT

P.C.B. HOLE DIM. ACTION PIN FOR DETAILS: SEE APPLICATION SPECIFICATION

	1	8	11	2	4-352029-0
OBsolete	1	6	10	2	352029-9
OBsolete	1	8		2	352029-2
	FINISH		MATERIAL		PARTNUMBER

THIS DRAWING IS A CONTROLLED DOCUMENT.		DWN W. v.d.HEIJDEN 23-APR-96	TE Connectivity		
DIMENSIONS: mm		CHK W. v.d.HEIJDEN 23-APR-96	Z-PACK 2mm HM		
TOLERANCES UNLESS OTHERWISE SPECIFIED: ±0.2		APVD F. v.KONINGSBRUGGE	GROUND RETURN LOWER SHIELD		
6-PLG ±		PRODUCT SPEC 108-19082	TYPE B-19 COLUMNS		
1-PLG ±		APPLICATION SPEC 114-19029	SIZE A2	CAGE CODE 00779	DRAWING NO C=352029
2-PLG ±		WEIGHT 0.000000	RESTRICTED TO		
3-PLG ±		CUSTOMER DRAWING	SCALE 5:1 SHEET 1 OF 1 REV M		
4-PLG ±					
ANGLES ±					
FINISH					