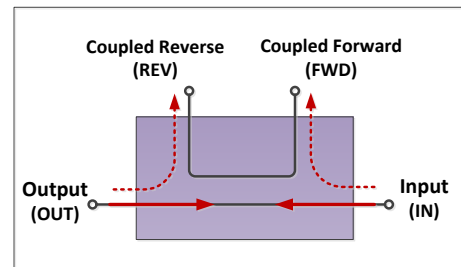


RoHS Compliant

Electrical schematic

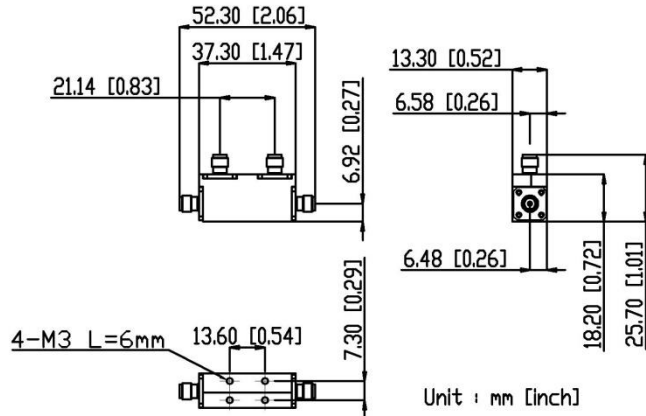


Electrical Specifications

Parameter	Unit	Frequency (GHz)	Min.	Typ.	Max.
Nominal Coupling (Forward Direction)	dB	4 – 18	9	10	11
Coupling Flatness (Forward Direction)				±0.4	±0.6
Directivity (Forward Direction)			4 – 12 12 – 18	20 18	24 21
Main Line VSWR	:1	4 – 12 12 – 18		1.15 1.20	1.25 1.30
Coupled Line VSWR		4 – 12 12 – 18		1.15 1.30	1.25 1.35
Insertion Loss (Including Coupling Loss)	dB	4 – 18		1.0	1.4
Nominal Coupling (Reverse Direction)			9	10	11
Coupling Flatness (Reverse Direction)				±0.4	±0.6
Directivity (Reverse Direction)			4 – 12 12 – 18	19 17	22 21
Average Power Handling	W	4 – 18			20

Operated in 50Ω system, 25°C environment.

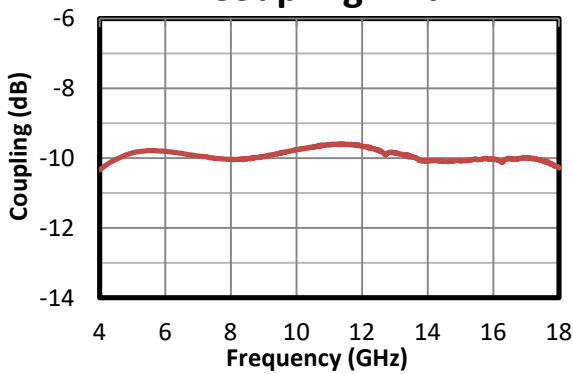
Outline Drawing



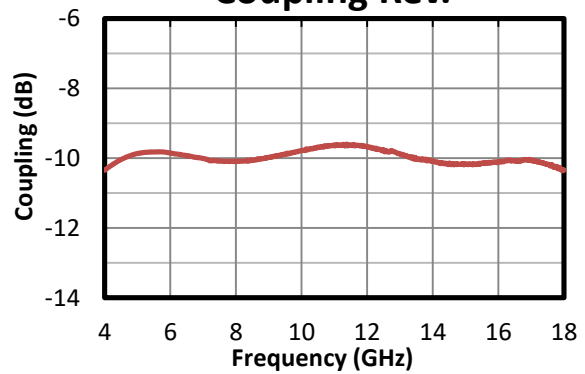
Connectors: SMA Female

Typical Performance

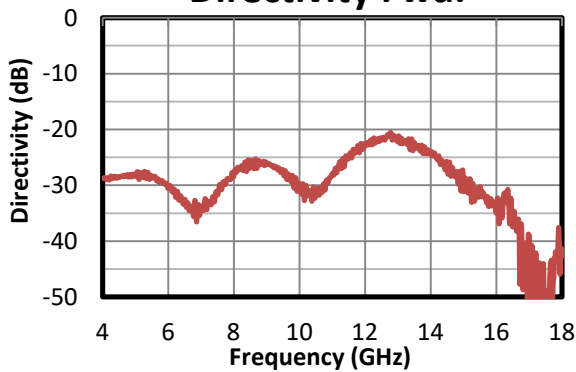
Coupling Fwd.



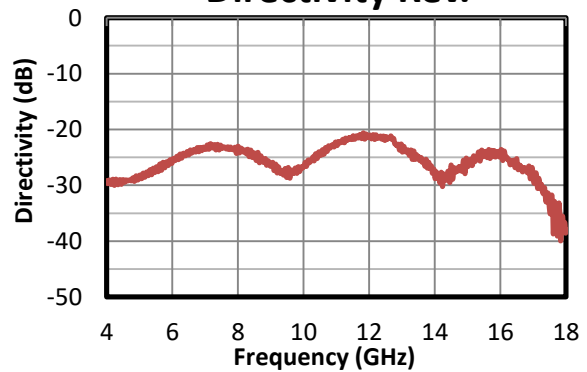
Coupling Rev.

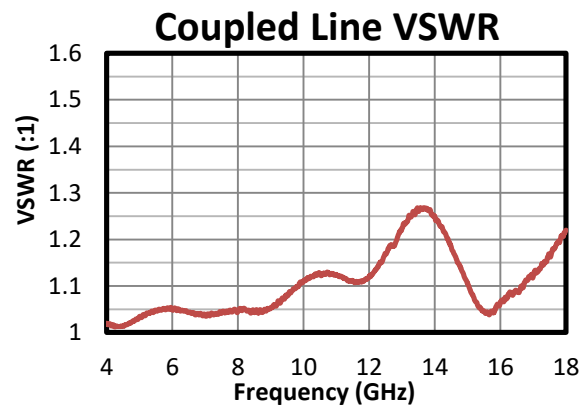
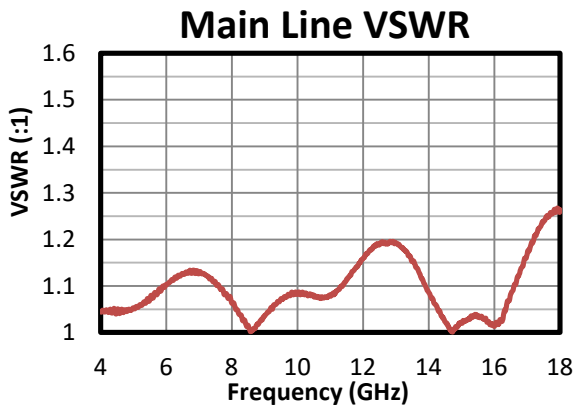


Directivity Fwd.



Directivity Rev.





Typical performance S-parameter file: <https://www.amtery.com/en/goods-64>

For each S/N S-parameter file, go to <https://www.amtery.com/en/downloads>

Note: Specifications are subject to change without notice.