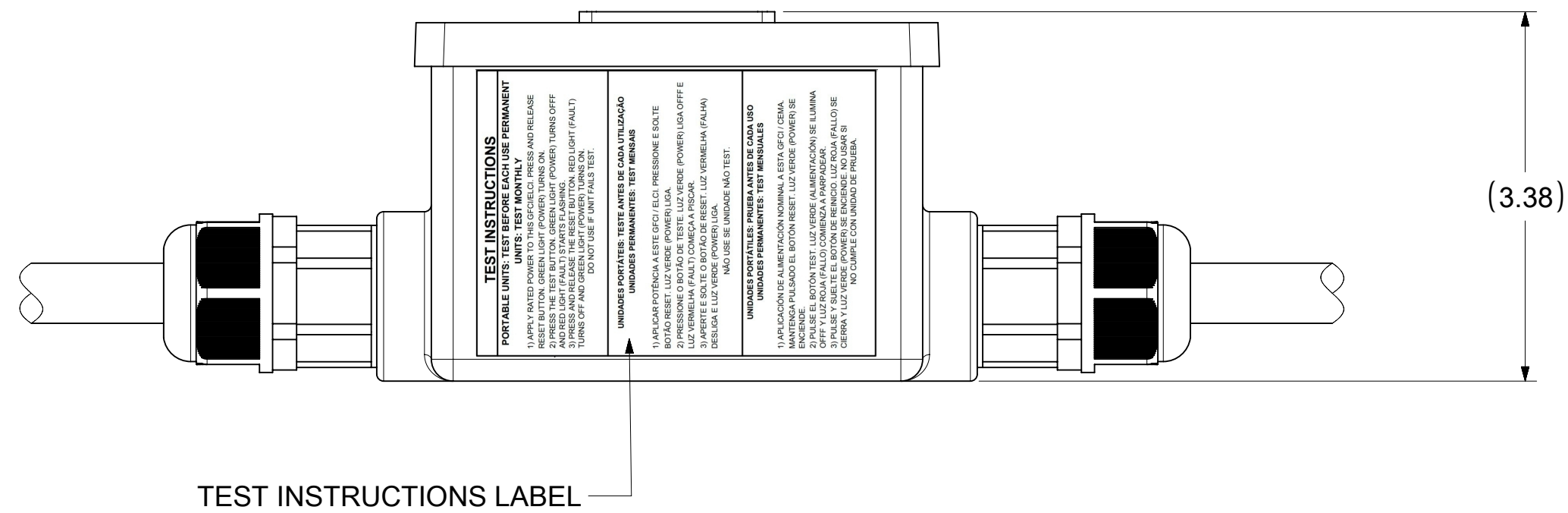
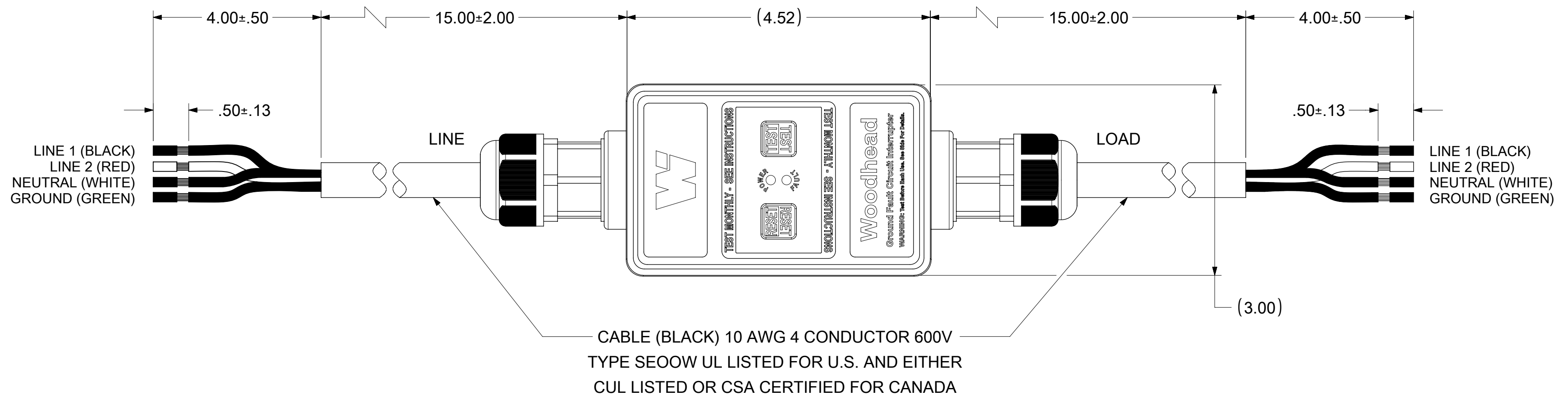


SPLIT PHASE (120 / 208 VOLTS, 120 / 240 VOLTS) (4-WIRE)



TECHNICAL

LISTED: UL & CSA
 RATED SUPPLY VOLTAGE: 120/208VAC, 120/240VAC
 RATED CURRENT: UP TO 30 AMPS
 RESET TYPE: AUTOMATIC OR MANUAL
 OPERATING FREQUENCY: 60 Hz
 TYPE: CLASS A
 GROUND TRIP CURRENT: 5mA +/- 1mA
 OVERLOAD CURRENT: 180 AMPS, 0.45PF
 INSULATION VOLTAGE: 1,500 VRMS - 1 MINUTE
 ENDURANCE OPERATIONS: 3000 OPERATIONS
 ENCLOSURE: NEMA 4X/6P

OLD DOCUMENT NO. SD-130153-040

RESET TYPE	MATERIAL NO.	ENGINEERING NO.	NORTH SHORE SAFETY NO	PHASE
MANUAL	1301530247	30053-0M6P	PGFI-C30AN	SPLIT PHASE
AUTOMATIC	1301530251	30053-0A6P	PGFI-C31AN	SPLIT PHASE

THIS DRAWING CONTAINS INFORMATION THAT IS PROPRIETARY TO MOLEX ELECTRONIC TECHNOLOGIES, LLC AND SHOULD NOT BE USED WITHOUT WRITTEN PERMISSION

FUNCTIONAL SYMBOLS: FA=0, FC=0, FP=0

DIMENSION UNITS: INCH, SCALE: NTS

GENERAL TOLERANCES (UNLESS SPECIFIED):

	MM	INCH
4 PLACES	±	±
3 PLACES	±	±
2 PLACES	±	±
1 PLACE	±	±
0 PLACES	±	±

ANGULAR TOL: ± °

DRAFT WHERE APPLICABLE MUST REMAIN WITHIN DIMENSIONS

THIRD ANGLE PROJECTION

CURRENT REV DESC: MIGRATION TO ECTR/NX

EC NO: 664991
 DRWN: PPURSUTANDEL 2021/07/21
 CHK'D: DNGUYEN62 2021/07/28
 APPR: HKNEELAND 2021/07/29

INITIAL REVISION:
 DRWN: PPURSUTANDEL 2021/07/21
 APPR: HKNEELAND 2021/07/29

DRAWING: C-SIZE
 SERIES: 130153

molex

30A, 120/240VAC INLINE GFCI SPLIT PHASE #10/4 CABLE

PRODUCT CUSTOMER DRAWING

DOCUMENT NUMBER: 1301530247
 DOC TYPE: PSD
 DOC PART: 000
 REVISION: B2

MATERIAL NUMBER: SEE TABLE
 CUSTOMER: GENERAL MARKET
 SHEET NUMBER: 1 OF 1

TECHNICAL:
RATED VOLTAGE: 120VAC, 208VAC, 240VAC, 277VAC, 120/240VAC, 120/208VAC Dual Voltage, 120/208VAC 3Ø, 208VAC 3Ø, 240VAC 3Ø (277VAC non-U.L.)
OPERATING VOLTAGE RANGE: 85% TO 110% OF RATED
CURRENT: UP TO 30 AMPS OR WIRING DEVICE RATING
FREQUENCY: 60Hz, 50Hz (AVAILABLE non-UL)
TRIP LEVEL: 5 ± 1mA
PHASE: SINGLE, DUAL VOLTAGE, AND THREE-PHASE
RESPONSE TIME: 25 mS MAX. @500 OHM FAULT
DIELECTRIC WITHSTAND: 1500 VRMS ACROSS CONTACT
 4000 VRMS BETWEEN CONDUCTORS AND ENCLOSURE
SURGE WITHSTAND: 6000V IMPULSE, 0.5 MICROSECOND RISE TIME 100KHZ RINGING FREQUENCY WITH 40% DECAY PER CYCLE
OPERATING TEMPERATURE RANGE: -35°C TO +66°C (-31°F TO +151°F)
LEAKAGE CURRENT @ 93% HUMIDITY: ZERO
OVERLOAD CURRENT: 180 AMPS, 50% INDUCTIVE (25 CYCLES)
RF NOISE SUSCEPTIBILITY: NORMAL OPERATION WITH 0.5 VRMS INJECTED ON POWER LINE WITH FREQUENCIES UP TO 450 MHz
CURRENT FILTERS: SPECIFICALLY FILTERED TO MINIMIZE NUISANCE TRIPS IN WELDING, VARIABLE FREQUENCY DRIVE AND OTHER 'ELECTRICALLY NOISY' APPLICATIONS
LET GO LINE VOLTAGE: 60% OF RATED
GROUNDING NEUTRAL DETECTION: 2 OHMS OR LESS (ON APPLICABLE MODELS ONLY)

GENERAL:
CONSTRUCTION: INDUSTRIAL GRADE DESIGN
TYPE: CLASS A
POWER-UP TYPE: AUTO OR MANUAL
ENDURANCE: 5000 OPERATIONS MINIMUM AT RATED LOAD
OPEN NEUTRAL PROTECTION: TRIPS UPON LOSS OF NEUTRAL (ON APPLICABLE MODELS ONLY)
GROUNDING NEUTRAL PROTECTION: TRIPS IF GROUND AND NEUTRAL TOUCH AT LOAD SIDE (ON APPLICABLE MODELS ONLY)
POWER ON INDICATION: LIGHTED GREEN LED
POWER OFF INDICATION: BLINKING RED LED, PLUS OPTIONAL ANNUNCIATOR OF AC/DC OUTPUTS (ON APPLICABLE MODELS ONLY)
ENCLOSURE: NEMA 4X/P6
MOUNTING TYPE: PANEL, SURFACE AND PORTABLE
WIRING APPLICATION: 3,4,5 WIRE SINGLE, SPLIT, AND 3-PHASE
WIRING CONNECTIONS: PORTABLE (IN-LINE) AND PERMANENT (FIXED MOUNT) (SEE WIRING INSTRUCTIONS)
SWITCH INTERFACE: DOUBLE INSULATED
LATCHING MECHANISM: ELECTROMAGNETIC
FALSE TRIP DUE TO IMPACT: NONE
AGENCY APPROVAL: cULus, CSA, CSAus and cCSAus (U.L.943 and CSA C22.2 No. 144) (277VAC non-U.L.)

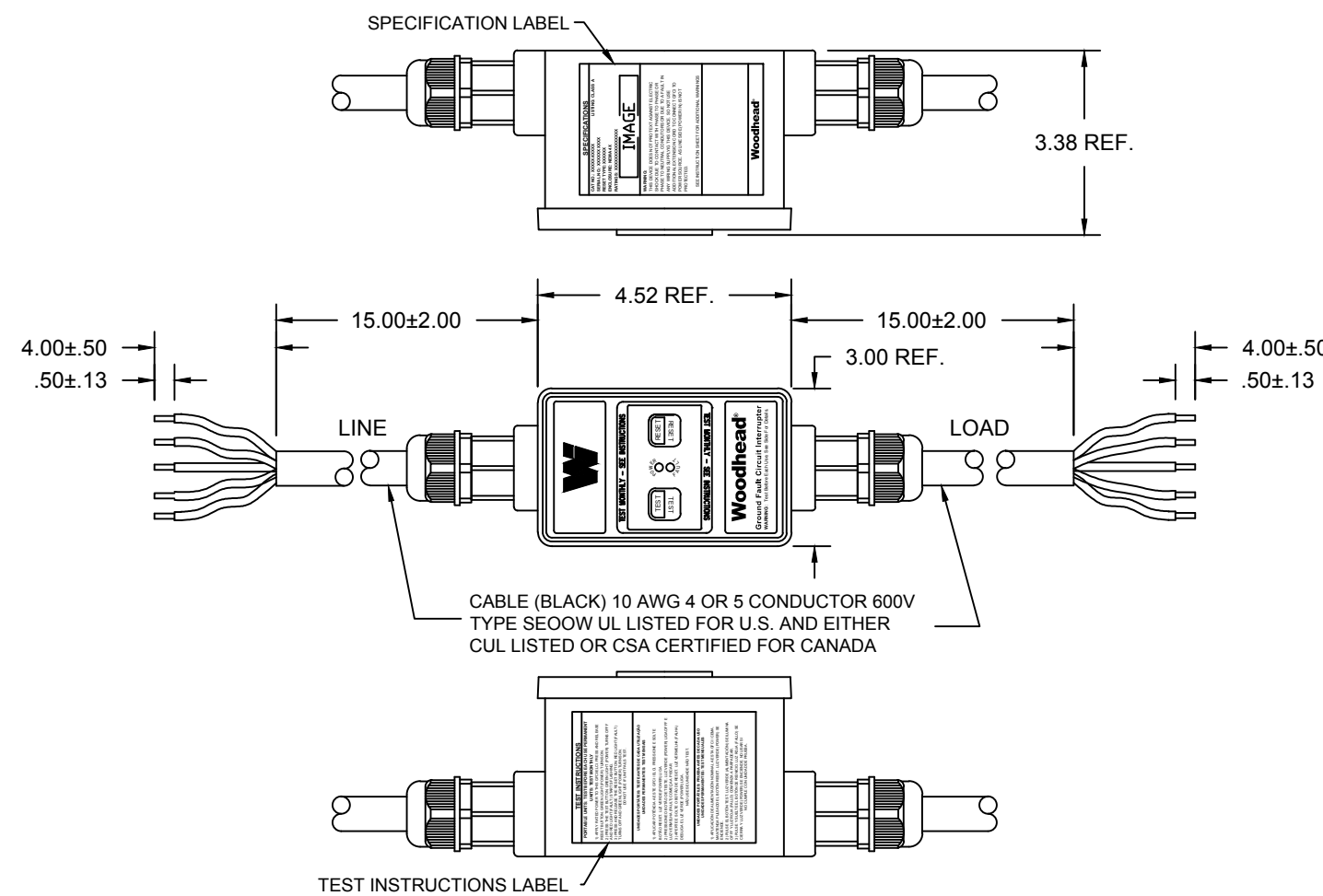


FIGURE 1
SPLIT PHASE (120 / 208 VOLTS, 120 / 240 VOLTS) (4-WIRE)

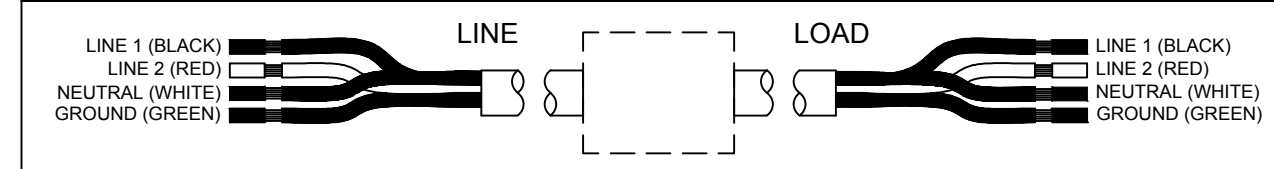


FIGURE 2
THREE PHASE (NO NEUTRAL) (208 / 240 VOLTS) (4-WIRE)

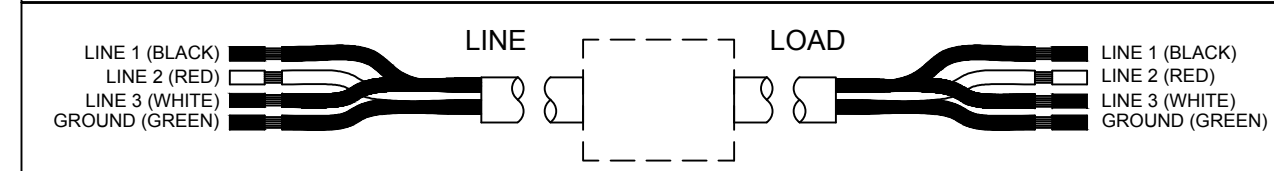
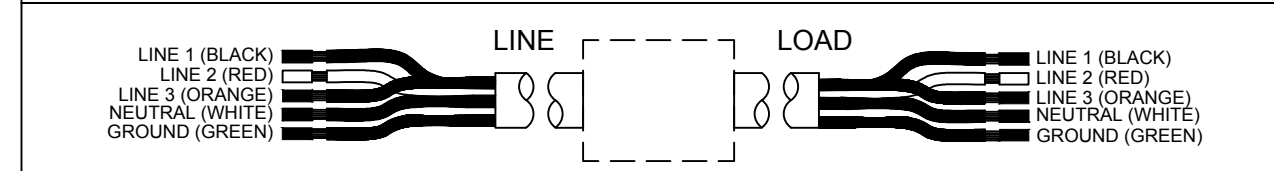


FIGURE 3
THREE PHASE (WITH NEUTRAL) (120 / 208 VOLTS) (5-WIRE)



RESET TYPE	MATERIAL NO.	ENGINEERING NO.	PHASE	FIGURE
MANUAL	1301530247	30053-0M6P	SPLIT PHASE	FIGURE 1
	1301530248	30053-0M3P	THREE PHASE	FIGURE 2
	1301530249	30053-0M2P	THREE PHASE	FIGURE 2
	1301530250	30053-0M5P	THREE PHASE W/ NEUTRAL	FIGURE 3
AUTOMATIC	1301530251	30053-0A6P	SPLIT PHASE	FIGURE 1
	1301530252	30053-0A3P	THREE PHASE	FIGURE 2
	1301530253	30053-0A2P	THREE PHASE	FIGURE 2
	1301530254	30053-0A5P	THREE PHASE W/ NEUTRAL	FIGURE 3

UPDATED SPECS EC NO: IPG2014-1788 DRWN: BARDEN 2014/04/14 CHKD: HKNEELAN 2014/04/30 APPR: JFMURPHY 2014/03/27	QUALITY SYMBOLS ▽=0 ▽C=0	GENERAL TOLERANCES (UNLESS SPECIFIED)		DIMENSION STYLE INCH		SCALE NTS	DESIGN UNITS INCH	THIRD ANGLE PROJECTION
		4 PLACES	±---	±---	DRAWN BY	DATE	TITLE PORTABLE GFCI WITH LEADS 30AMP SPLIT & 3 PHASE #10/4&5 CABLE	
		3 PLACES	±---	±.005	BARDEN	2014/01/07		
		2 PLACES	±0.13	±.010	CHECKED BY	DATE		
1 PLACE	±0.25	±.020	HKNEELAN	2014/03/07				
ANGULAR ±.5°		DRAFT WHERE APPLICABLE MUST REMAIN WITHIN DIMENSIONS		APPROVED BY JFMURPHY	DATE 2014/03/27	MATERIAL NO. SEE CHART	DOCUMENT NO. SD-130153-040	SHEET NO. 1 OF 1
SIZE B		THIS DRAWING CONTAINS INFORMATION THAT IS PROPRIETARY TO MOLEX INCORPORATED AND SHOULD NOT BE USED WITHOUT WRITTEN PERMISSION						