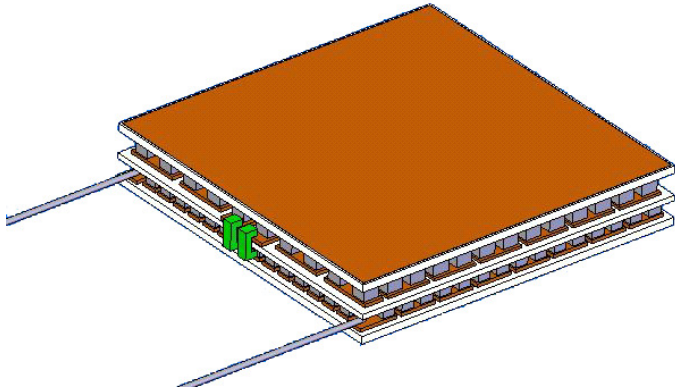




Technical Data Sheet for NL2076

Multi-Stage Thermoelectric Module



NOMINAL PERFORMANCE

Nitrogen (1 ATM)

Hot Side Temperature (°C)	27	50
ΔT_{max} (°C):	80	90
Q _{max} (watts):	44.6	49.3
I _{max} (amps):	7.2	7.1
V _{max} (vdc):	15.5	17.2
AC Resistance (ohms):	1.93	---

Vacuum (10⁻⁵ TORR)

Hot Side Temperature (°C)	27	50
ΔT_{max} (°C):	87	99
Q _{max} (watts):	45.0	49.9
I _{max} (amps):	7.1	7.1
V _{max} (vdc):	15.5	17.2
AC Resistance (ohms):	1.93	---

PRODUCT FEATURES

- RoHS EU Compliant
- Rated operating temperature of 85°C
- Maximum processing temperature of 120°C
- Ceramic material: Aluminum Oxide.
- Ideal for large temperature differentials (ΔT) and large heat pumping application.
- Superior nickel diffusion barriers on elements.
- High strength for rugged environment.
- Pre-tinned metallized ceramic surfaces(s) with 117°C solder option available.
- Burn-in test data option available.
- Lapped option available.

ORDERING OPTIONS

Model Number	Description
NL2076-01AC	TEM, Top and Base Metallized Exterior
NL2076-02AC	TEM, Base Metallized Exterior
NL2076-03AC	TEM, No Metallized Exterior
NL2076-04AC	TEM, Base Pre-tinned w/117°C solder
NL2076-05AC	TEM, Top & Base Metallized Exterior, 203mm Insulated Wires
NL2076-06AC	TEM, No Metallized Exterior, 102mm Au over Ni over Cu Wires, Burn-In Test & Data
NL2076-08AC	TEM, No Metallized Exterior, 203mm Insulated Wires
NL2076-09AC	TEM, No Metallized Exterior, Lapped, 203mm Insulated Wires

OPERATION CAUTIONS

For maximum reliability, storage and operation below 85°C in a non-condensing environment is recommended. To minimize thermal stress, use linear/proportional temperature control or a similar method rather than an ON/OFF method.

INSTALLATION

Recommended mounting methods: Bonding with thermal epoxy or soldering with metallized ceramics. For additional information, please refer to our TEM Installation Guide.

II-VI Marlow – Dallas, TX USA
214-340-4900
877-627-5691
marlow.sales@ii-vi.com

Marlow Industries Europe
GmbH - Germany
+49 (0) 6150 5439 - 403
info@marlow-europe.eu

II-VI Japan Inc.
81 43 297 2693 (tel)
center@ii-vi.co.jp
www.ii-vi.co.jp

II-VI Singapore Pte., Ltd.
(65) 6481 8215 (tel)
info@ii-vi.com.sg

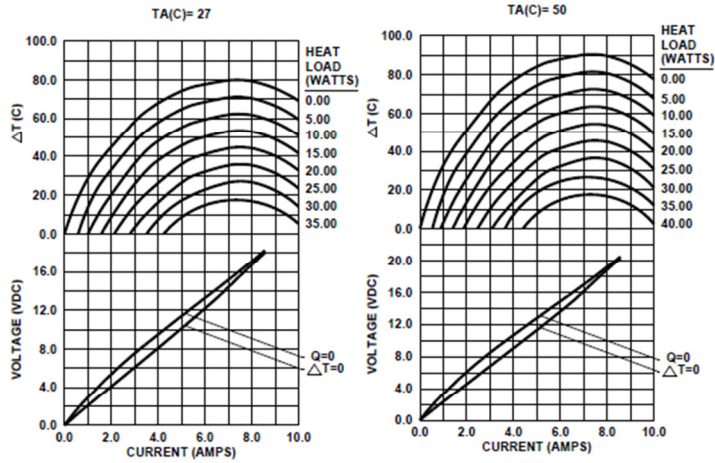
Marlow Industries China, II-VI
Technologies Beijing
86-10-643 98226
info@iivibj.com



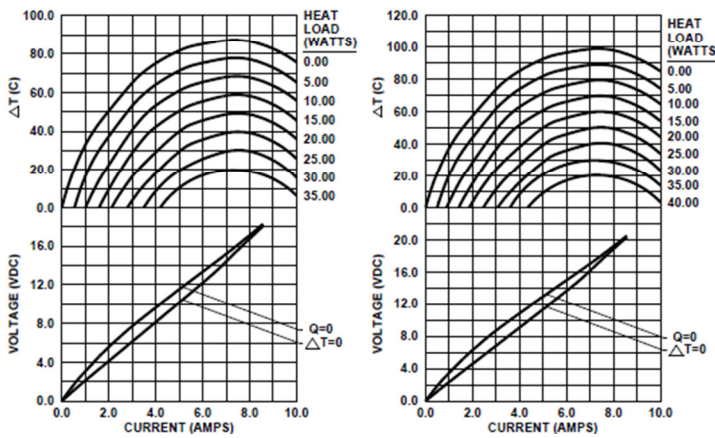
TYPICAL PERFORMANCE CURVES

ENVIRONMENT:

Nitrogen (1 ATM)

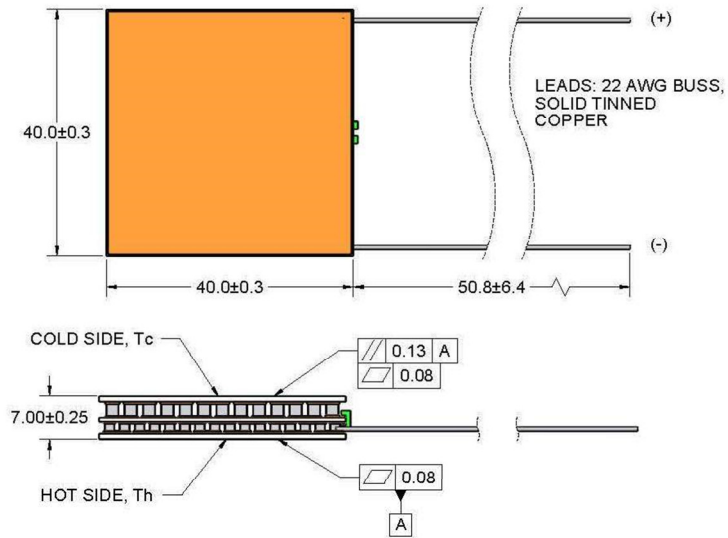


Vacuum (10⁻⁵ TORR)



For performance information in a vacuum or with hot side temperatures other than 27°C or 50°C, contact one of our Applications Engineers at 877-627-5691.

MECHANICAL CHARACTERISTICS

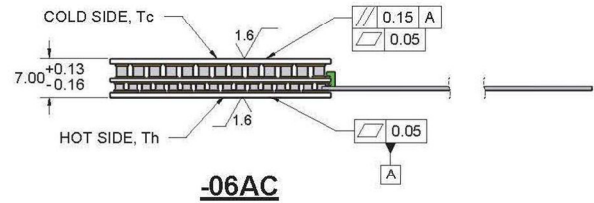
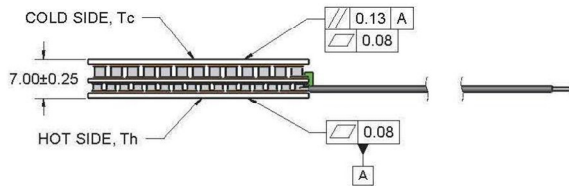
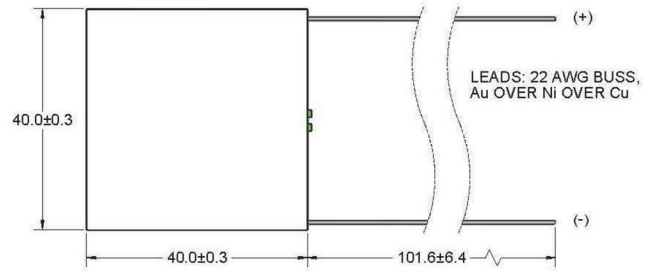
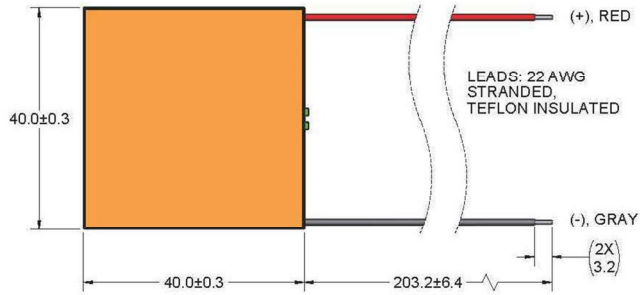


-01AC THRU -04AC

For customer support or general questions please contact a local office or visit our website at www.marlow.com.
Marlow reserves the right to make product changes without notice.

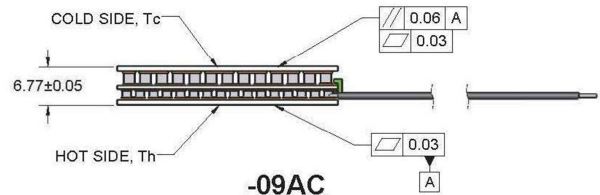
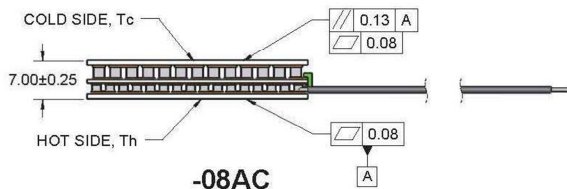
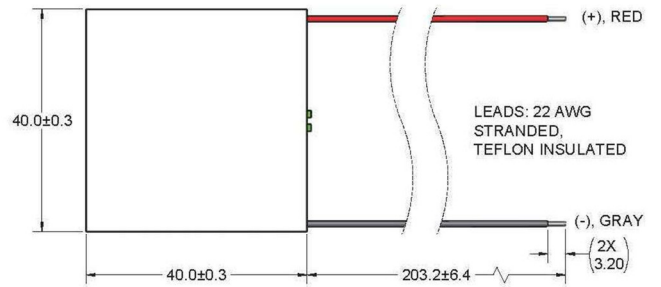
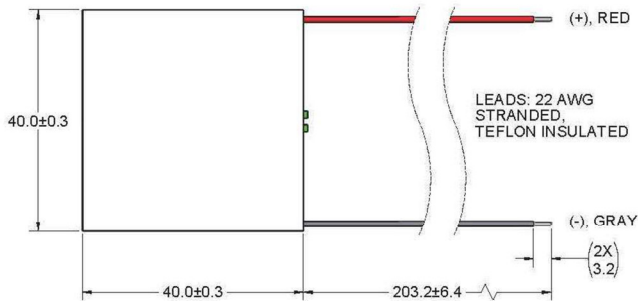


MECHANICAL CHARACTERISTICS



-05AC

-06AC



-08AC

-09AC

For customer support or general questions please contact a local office or visit our website at www.marlow.com.
Marlow reserves the right to make product changes without notice.