

.100" Pitch Surface Mount DIP

Specifications

Electrical Ratings	switch : 25mA @ 24VDC carry : 100mA @ 24VDC	Dielectric Strength	500Vrms min
Electrical Life	2,000 cycles typical	Insulation Resistance	>100MΩ min
Contact Resistance	<25mΩ initial	Operating Temperature	-40°C to 85°C
Actuation Force	800gF maximum	Storage Temperature	-40°C to 85°C
Actuator Travel	0.90mm		

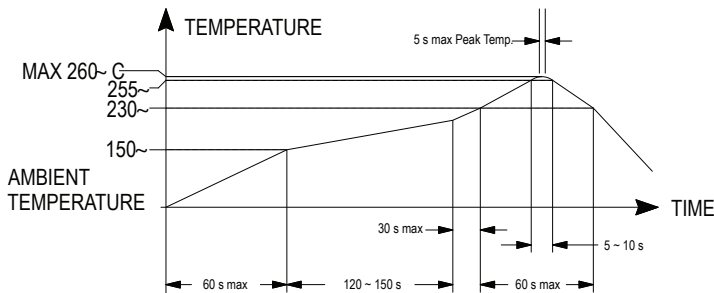
Materials

Cap	6T Nylon, UL94V-0, white
Cover	6T Nylon, UL94V-0, black
Housing	6T Nylon, UL94V-0, black
Contacts	Beryllium Copper, Gold over Nickel Plated
Terminals	Copper Alloy, Gold over Nickel Plated

Packaging Information

# of Poles	Tube Packaging pieces per tube	Tape & Reel Packaging
1	190	800 pieces per reel
2	98	
3	66	
4	50	
5	40	
6	33	
7	28	
8	25	
9	22	
10	20	
12	16	

Recommended Reflow Soldering Temperature Profile

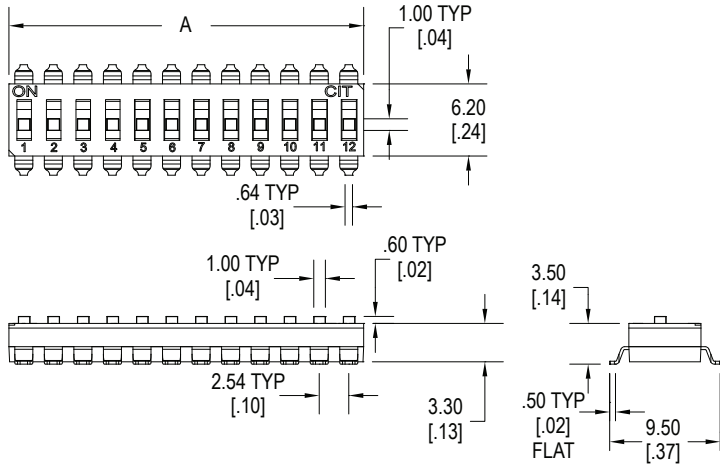


Ordering Information

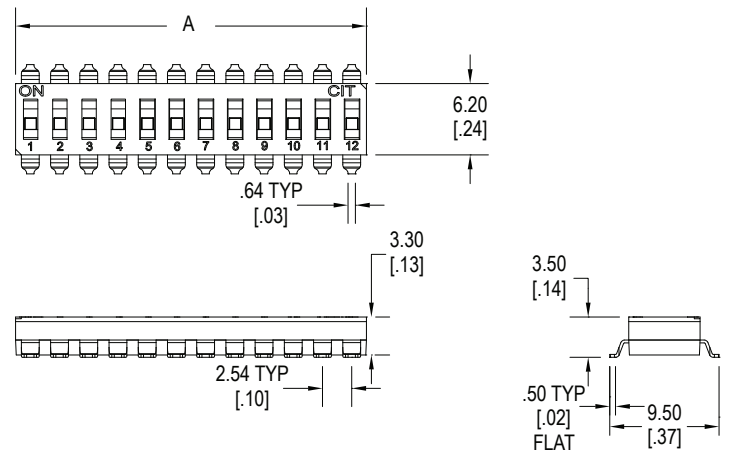
1. Series	KJ	04	R	T	T
KJ					
2. Number of Positions		07 = 7 positions 08 = 8 positions 09 = 9 positions 10 = 10 positions 12 = 12 positions			
3. Actuator Height					
E = Extended R = Recessed					
4. Tape Seal					
X = No Tape Seal T = Tape Seal					**Not available with extended actuator
5. Packaging Options					
T = Tube R = Tape & Reel					

Dimensions

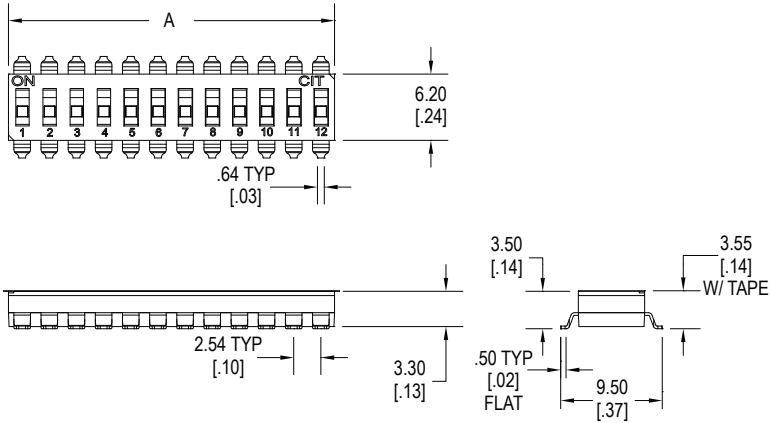
Raised Actuator



Recessed Actuator

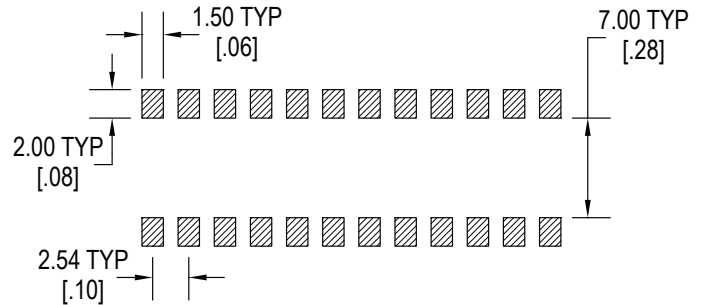
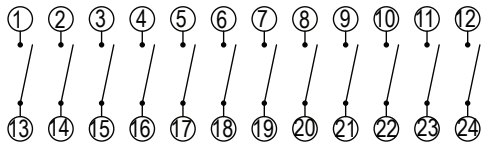


Recessed Actuator with Top Tape Seal



Number of Positions	"A" mm
01	2.70 (.106)
02	5.20 (.205)
03	7.75 (.305)
04	10.30 (.405)
05	12.70 (.500)
06	15.24 (.600)
07	17.78 (.700)
08	20.40 (.803)
09	23.00 (.905)
10	25.60 (1.01)
12	30.50 (1.20)

Schematic & PC Layout



Notes

- All switches packaged in OFF position
- Switches should be soldered in the OFF position