



Main

Range of Product	Modicon ABE7
Product or Component Type	Connection sub-base for counter and analogue channels
Number of Channels	4
Connections - terminals	Screw type terminals, 1 x 0.09...1 x 1.5 mm ² AWG 28...AWG 16) flexible with cable end Screw type terminals, 1 x 0.14...1 x 2.5 mm ² AWG 26...AWG 12) solid Screw type terminals, 1 x 0.14...1 x 2.5 mm ² AWG 26...AWG 14) flexible without cable end Screw type terminals, 2 x 0.09...2 x 0.75 mm ² AWG 28...AWG 20) flexible with cable end Screw type terminals, 2 x 0.2...2 x 2.5 mm ² AWG 24...AWG 14) solid

Complementary

Function of module	Analogue output current Premium Analogue output voltage Premium
Product compatibility	Premium TSXAAY420 Premium TSXASY410
Connection to PLC	SUB-D 25
Fixing mode	By clips 35 mm symmetrical DIN rail) By screws solid plate with fixing kit)
[Ui] rated insulation voltage	2000 V terminals/mounting rails
Installation category	II IEC 60664-1
Tightening torque	5.31 lbf.in (0.6 N.m) flat Ø 3.5 mm
Net Weight	0.40 lb(US) (0.18 kg)

Environment

Product Certifications	DNV GL LROS (Lloyds register of shipping) CSA BV UL EAC
IP degree of protection	IP20 conforming to IEC 60529
Protective treatment	TC
Resistance to incandescent wire	1382 °F (750 °C) 30 s IEC 60695-2-11
Shock resistance	15 gn 11 ms IEC 60068-2-27
Vibration resistance	2 gn 10...150 Hz)IEC 60068-2-6
Resistance to electrostatic discharge	4 kV contact) level 3 IEC 61000-4-2 8 kV air) level 3 IEC 61000-4-2
Resistance to radiated fields	9.14 V/m (10 V/m) 26000000...100000000 Hz)IEC 61000-4-3 level 3
Resistance to fast transients	2 kV level 3 IEC 61000-4-4
Ambient air temperature for operation	32...140 °F (0...60 °C) IEC 61131-2
Ambient air temperature for storage	-40...176 °F (-40...80 °C) IEC 61131-2
Pollution degree	2 IEC 60664-1

The information provided in this documentation contains general descriptions and/or technical characteristics of the performance of the products contained herein. This documentation is not intended as a substitute for and is not to be used for determining suitability or reliability of these products for specific user applications. It is the duty of any such user or integrator to perform the appropriate and complete risk analysis, evaluation and testing of the products with respect to the relevant specific application or use thereof. Neither Schneider Electric Industries SAS nor any of its affiliates or subsidiaries shall be responsible or liable for misuse of the information contained herein.

Ordering and shipping details

Category	22375 - INTERFACE MODULE(ABA,R,S)
Discount Schedule	CP2
GTIN	3389110836196
Nbr. of units in pkg.	1
Package weight(Lbs)	7.48 oz (212 g)
Returnability	Yes
Country of origin	LV

Packing Units

Unit Type of Package 1	PCE
Package 1 Height	2.76 in (7 cm)
Package 1 width	3.27 in (8.3 cm)
Package 1 Length	3.78 in (9.6 cm)
Unit Type of Package 2	S03
Number of Units in Package 2	36
Package 2 Weight	18.49 lb(US) (8.387 kg)
Package 2 Height	11.81 in (30 cm)
Package 2 width	11.81 in (30 cm)
Package 2 Length	15.75 in (40 cm)

Offer Sustainability

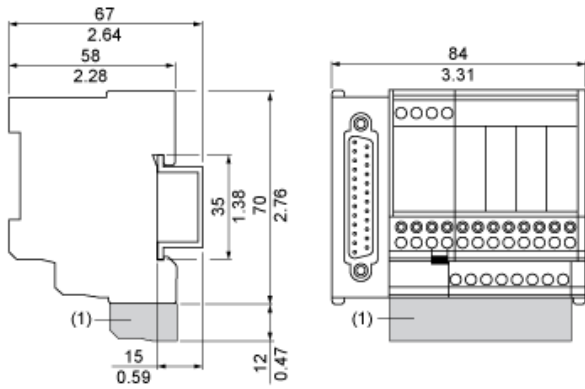
Sustainable offer status	Green Premium product
California proposition 65	WARNING: This product can expose you to chemicals including: Lead and lead compounds, which is known to the State of California to cause cancer and birth defects or other reproductive harm. For more information go to www.P65Warnings.ca.gov
REACH Regulation	REACH Declaration
REACH free of SVHC	Yes
EU RoHS Directive	Pro-active compliance (Product out of EU RoHS legal scope) EU RoHS Declaration
Mercury free	Yes
RoHS exemption information	Yes
China RoHS Regulation	China RoHS Declaration
Environmental Disclosure	Product Environmental Profile
Circularity Profile	End Of Life Information
WEEE	The product must be disposed on European Union markets following specific waste collection and never end up in rubbish bins.

Contractual warranty

Warranty	18 months
----------	-----------

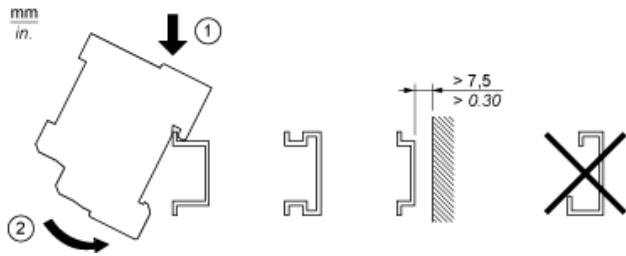
Dimensions

mm
in.

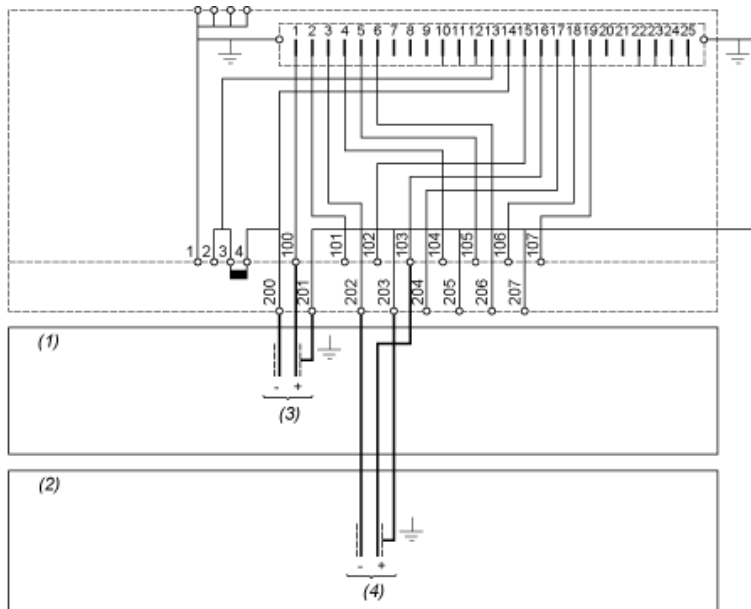


(1) ABE7BV20

Mounting



Wiring Recommendations



- (1) 4 input voltage - 4 output voltage
- (2) 4 input current - 4 output current
- (3) Channel via 1
- (4) Channel via 2